
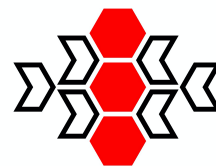




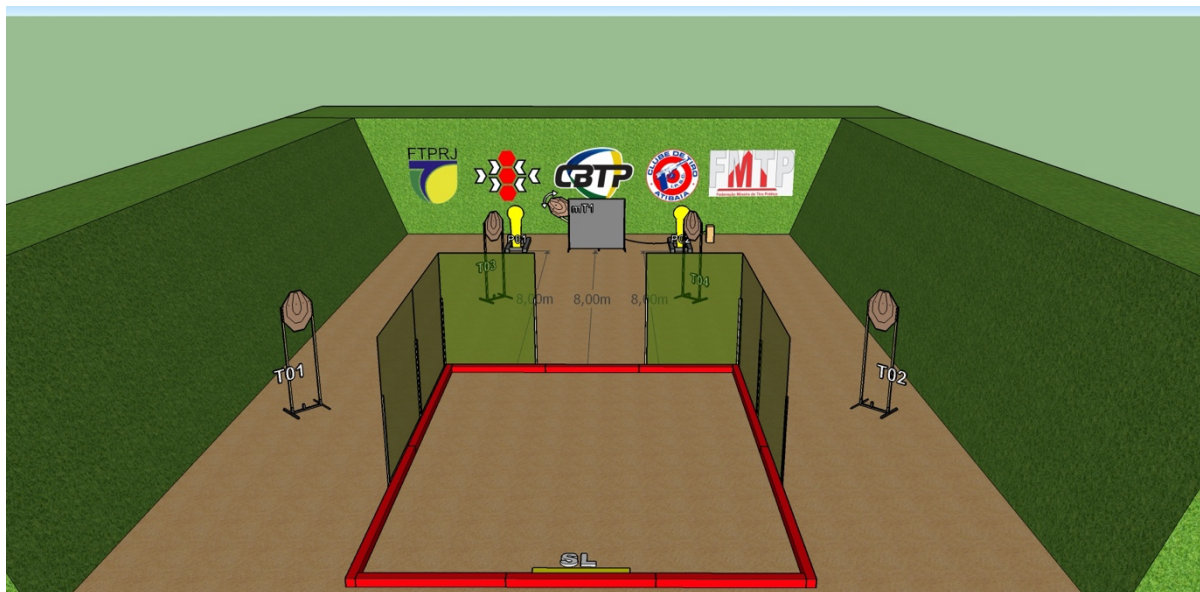
2ª ETAPA DO XXXVII CAMPEONATO BRASILEIRO E
OPEN INTERNACIONAL DE IPSC PISTOL CALIBER CARBINE
CLUBE DE TIRO ATIBAIA - ATIBAIA - 23 a 28 DE ABRIL DE 2024



SEGUNDA ETAPA DO XXXVII CAMPEONATO BRASILEIRO
E OPEN INTERNACIONAL DE IPSC 2024
REGIÃO SUDESTE

PISTOL CALIBER CARBINE

23 A 28 DE ABRIL DE 2024
EVENTO 240027



STAGE 01 - AREA 1 - SHORT STAGE

TARGETS: 05 IPSC TARGETS AND 02 IPSC POPPERS.

MINIMUM NUMBER OF ROUNDS TO BE SCORED: 12

FIREARM READY CONDITION: LOADED (OPTION 1)

START POSITION: INSIDE THE AREA, STANDING ERECT, WITH THE FIREARM IN THE READY CONDITION, HELD IN BOTH HANDS, STOCK TOUCHING THE COMPETITOR AT HIP LEVEL, BARREL PARALLEL TO THE GROUND, TRIGGER GUARD DOWNWARDS, MUZZLE POINTING DOWNRANGE WITH THE FINGERS OUTSIDE THE TRIGGER GUARD, HEELS TOUCHING THE START LINE, AS DEMONSTRATED.

TIME STARTS: AUDIBLE SIGNAL

PROCEDURE: AT THE START SIGNAL, ENGAGE TARGETS. IP01 ACTIVATES IT02, WHICH REMAINS VISIBLE AT REST.

ALVOS: 05 IPSC TARGETS E 02 IPSC POPPERS.

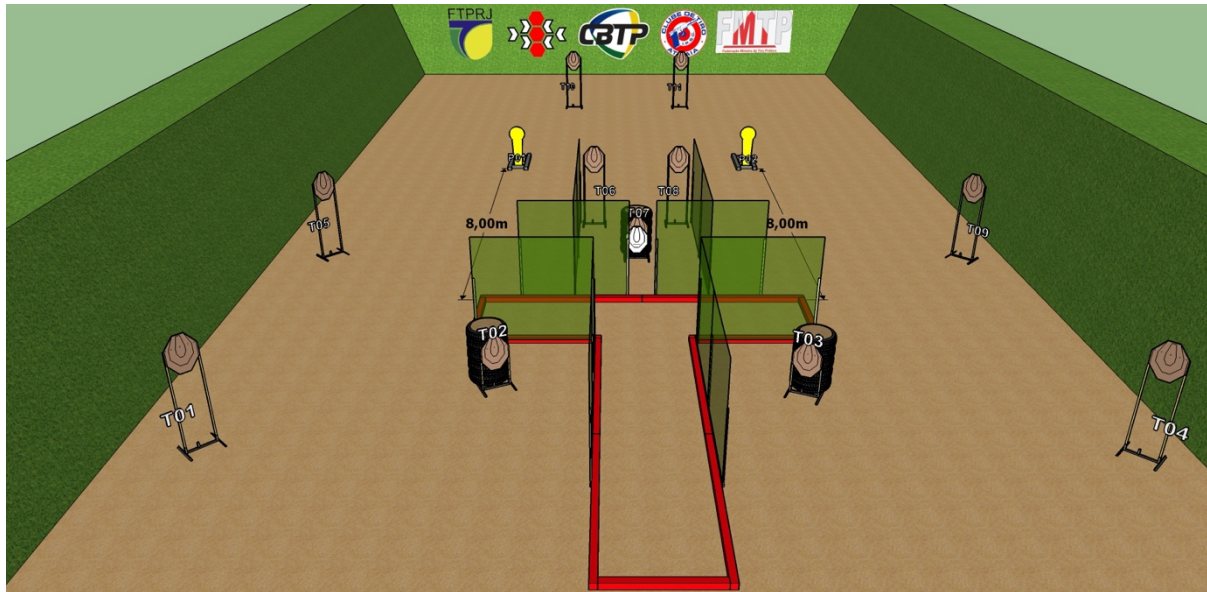
NÚMERO DE DISPAROS: 12

CONDIÇÃO DE PRONTO DA ARMA: CARREGADA (OPÇÃO 1)

POSIÇÃO DE SAÍDA: DENTRO DA ÁREA, CALCANHARES TOCANDO A START LINE. CONFORME DEMONSTRADO.

INÍCIO: AO SINAL SONORO.

PROCEDIMENTO: AO SINAL SONORO DE INÍCIO, ENGAJAR OS ALVOS DE DENTRO DA ÁREA DESIGNADA. IP01 ATIVA O ALVO MÓVEL IT02, QUE PERMANECE VISÍVEL EM REPOUSO.



STAGE 02 - AREA 1 - MEDIUM STAGE

TARGETS: 11 IPSC TARGETS, 02 IPSC POPPERS AND 1 NO-SHOOT

MINIMUM NUMBER OF ROUNDS TO BE SCORED: 24

FIREARM READY CONDITION: LOADED (OPTION 1)

START POSITION: INSIDE THE AREA, STANDING ERECT, WITH THE FIREARM IN THE READY CONDITION, HELD IN BOTH HANDS, STOCK TOUCHING THE COMPETITOR AT HIP LEVEL, BARREL PARALLEL TO THE GROUND, TRIGGER GUARD DOWNWARDS, MUZZLE POINTING DOWNRANGE WITH THE FINGERS OUTSIDE THE TRIGGER GUARD, AS DEMONSTRATED.

TIME STARTS: AUDIBLE SIGNAL

PROCEDURE: AT THE START SIGNAL, ENGAGE TARGETS.

ALVOS: 11 IPSC TARGETS, 02 IPSC POPPERS E 01 NO-SHOOT.

NÚMERO DE DISPAROS: 24

CONDIÇÃO DE PRONTO DA ARMA: CARREGADA (OPÇÃO 1)

POSIÇÃO DE SAÍDA: DENTRO DA ÁREA, CONFORME DEMONSTRADO.

INÍCIO: AO SINAL SONORO.

PROCEDIMENTO: AO SINAL SONORO DE INÍCIO, ENGAJAR OS ALVOS DE DENTRO DA ÁREA DESIGNADA.



STAGE 03 - AREA 1 - SHORT STAGE

TARGETS: 04 IPSC TARGETS AND 04 IPSC POPPERS.

MINIMUM NUMBER OF ROUNDS TO BE SCORED: 12

FIREARM READY CONDITION: UNLOADED (OPTION 3). FIREARM WITH CHAMBER AND MAGWELL EMPTY.

START POSITION: INSIDE THE AREA, STANDING ERECT, WITH THE FIREARM IN THE READY CONDITION ON THE MARK AT THE TABLE, ALL MAGAZINES ON THE OTHER MARK AT THE TABLE, MUZZLE POINTING DOWNRANGE, AS DEMONSTRATED.

TIME STARTS: AUDIBLE SIGNAL

PROCEDURE: AT THE START SIGNAL, ENGAGE TARGETS.

ALVOS: 04 IPSC TARGETS E 02 IPSC POPPERS.

NÚMERO DE DISPAROS: 10

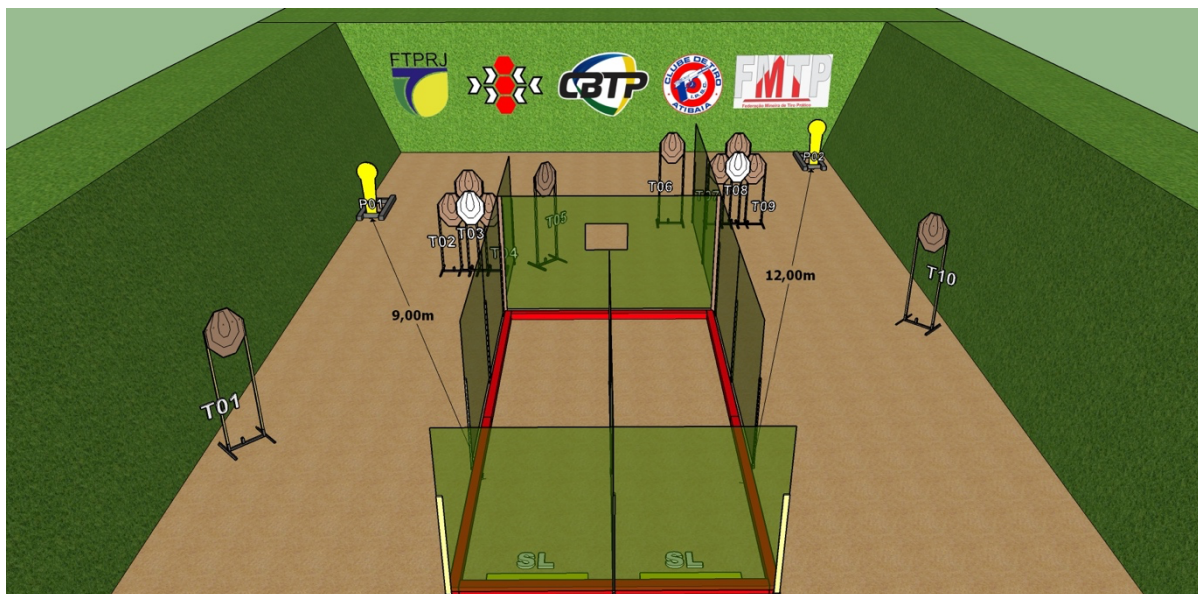
CONDIÇÃO DE PRONTO DA ARMA: DESCARREGADA (OPÇÃO 3)

CONDIÇÃO DE SAÍDA DA ARMA: ARMA COM CÂMARA E MAGWELL VAZIOS E TODOS OS CARREGADORES DEITADOS SOBRE A MARCA NA MESA.

POSIÇÃO DE SAÍDA: DENTRO DA ÁREA, CONFORME DEMONSTRADO.

INÍCIO: AO SINAL SONORO.

PROCEDIMENTO: AO SINAL SONORO DE INÍCIO, ENGAJAR OS ALVOS DE DENTRO DA ÁREA DESIGNADA.



STAGE 04 - AREA 1 - MEDIUM STAGE

TARGETS: 10 IPSC TARGETS, 02 IPSC POPPERS AND 02 NO-SHOOTS.

MINIMUM NUMBER OF ROUNDS TO BE SCORED: 22

FIREARM READY CONDITION: LOADED (OPTION 1)

START POSITION: INSIDE THE AREA, STANDING ERECT, WITH THE FIREARM IN THE READY CONDITION, HELD IN BOTH HANDS, STOCK TOUCHING THE COMPETITOR AT HIP LEVEL, BARREL PARALLEL TO THE GROUND, TRIGGER GUARD DOWNWARDS, MUZZLE POINTING DOWNRANGE WITH THE FINGERS OUTSIDE THE TRIGGER GUARD, HEELS TOUCHING ONE OF THE START LINES, AS DEMONSTRATED

TIME STARTS: AUDIBLE SIGNAL

PROCEDURE: AT THE START SIGNAL, ENGAGE TARGETS. THE WINDOW MUST BE OPENED USING ONLY THE COMPETITOR HANDS.

ALVOS: 10 IPSC TARGETS, 02 IPSC POPPERS E 02 NO-SHOOTS.

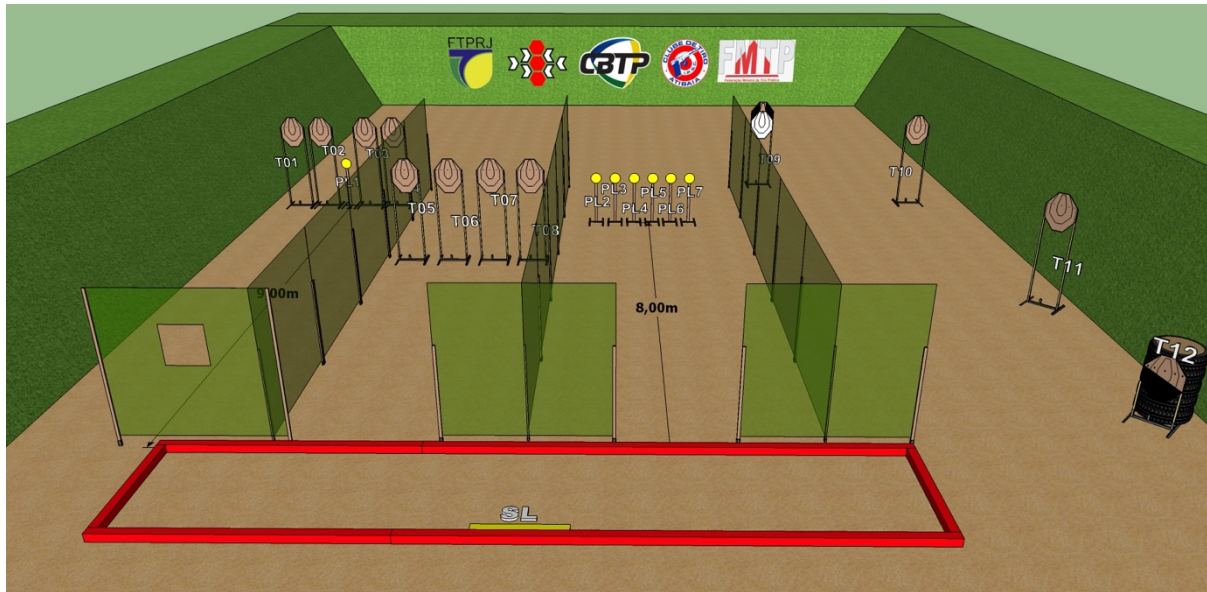
NÚMERO DE DISPAROS: 22

CONDIÇÃO DE PRONTO DA ARMA: CARREGADA (OPÇÃO 1)

POSIÇÃO DE SAÍDA: DENTRO DA ÁREA, CALCANHARES TOCANDO UMA DAS START LINES, CONFORME DEMONSTRADO.

INÍCIO: AO SINAL SONORO.

PROCEDIMENTO: AO SINAL SONORO DE INÍCIO, ENGAJAR OS ALVOS DE DENTRO DA ÁREA DESIGNADA. A JANELA DEVERÁ SER ABERTA UTILIZANDO-SE SOMENTE AS MÃOS DO COMPETIDOR.



STAGE 05 - AREA 1 - LONG STAGE

TARGETS: 12 IPSC TARGETS, 07 IPSC METAL PLATES AND 01 NO-SHOOT.

MINIMUM NUMBER OF ROUNDS TO BE SCORED: 31

FIREARM READY CONDITION: LOADED (OPTION 1)

START POSITION: INSIDE THE AREA, STANDING ERECT, WITH THE FIREARM IN THE READY CONDITION, HELD IN BOTH HANDS, STOCK TOUCHING THE COMPETITOR AT HIP LEVEL, BARREL PARALLEL TO THE GROUND, TRIGGER GUARD DOWNWARDS, MUZZLE POINTING DOWNRANGE WITH THE FINGERS OUTSIDE THE TRIGGER GUARD, HEELS TOUCHING THE START LINE, AS DEMONSTRATED.

TIME STARTS: AUDIBLE SIGNAL

PROCEDURE: AT THE START SIGNAL, ENGAGE TARGETS.

ALVOS: 12 IPSC TARGETS E 07 IPSC POPPERS.

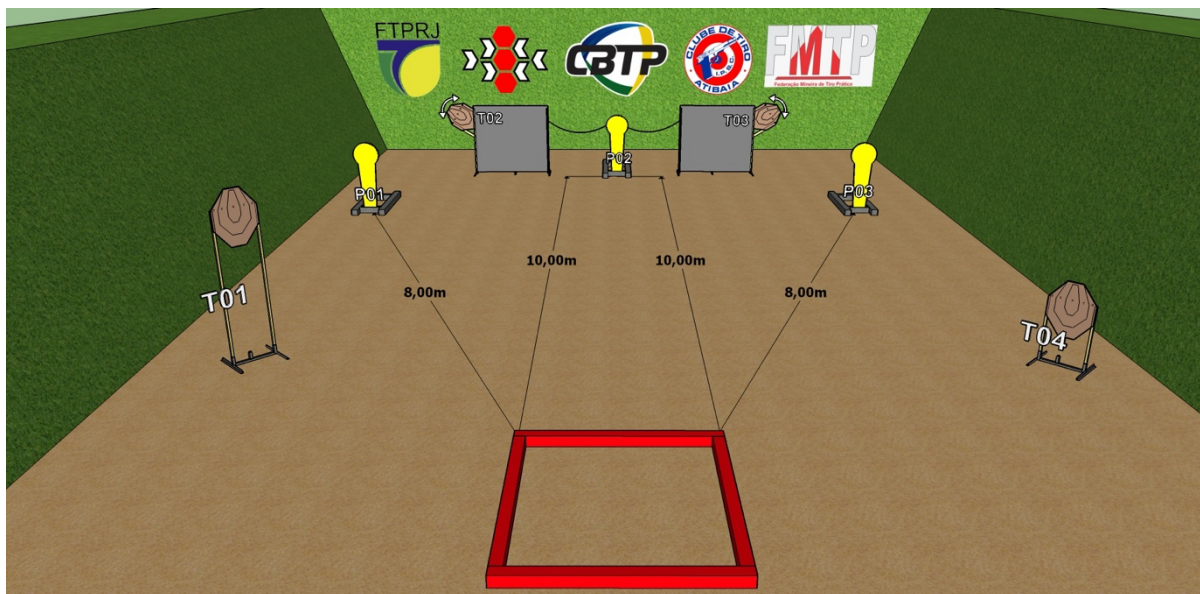
NÚMERO DE DISPAROS: 31

CONDIÇÃO DE PRONTO DA ARMA: CARREGADA (OPÇÃO 1)

POSIÇÃO DE SAÍDA: DENTRO DA ÁREA, CALCANHARES TOCANDO A START LINE, CONFORME DEMONSTRADO.

INÍCIO: AO SINAL SONORO.

PROCEDIMENTO: AO SINAL SONORO DE INÍCIO, ENGAJAR OS ALVOS DE DENTRO DA ÁREA DESIGNADA.



STAGE 06 - AREA 1 - SHORT STAGE

TARGETS: 04 IPSC TARGETS AND 03 IPSC POPPERS.

MINIMUM NUMBER OF ROUNDS TO BE SCORED: 11

FIREARM READY CONDITION: LOADED (OPTION 2). FIREARM WITH EMPTY CHAMBER.

START POSITION: INSIDE THE AREA, STANDING ERECT, WITH THE FIREARM IN THE READY CONDITION, HELD IN BOTH HANDS, STOCK TOUCHING THE COMPETITOR AT HIP LEVEL, BARREL PARALLEL TO THE GROUND, TRIGGER GUARD DOWNWARDS, MUZZLE POINTING DOWNRANGE WITH THE FINGERS OUTSIDE THE TRIGGER GUARD, AS DEMONSTRATED.

TIME STARTS: AUDIBLE SIGNAL

PROCEDURE: AT THE START SIGNAL, ENGAGE TARGETS. IPO2 ACTIVATES THE MOVING TARGETS IT02 AND IT03, WHICH REMAINS VISIBLE AT REST.

ALVOS: 04 IPSC TARGETS E 03 IPSC POPPERS.

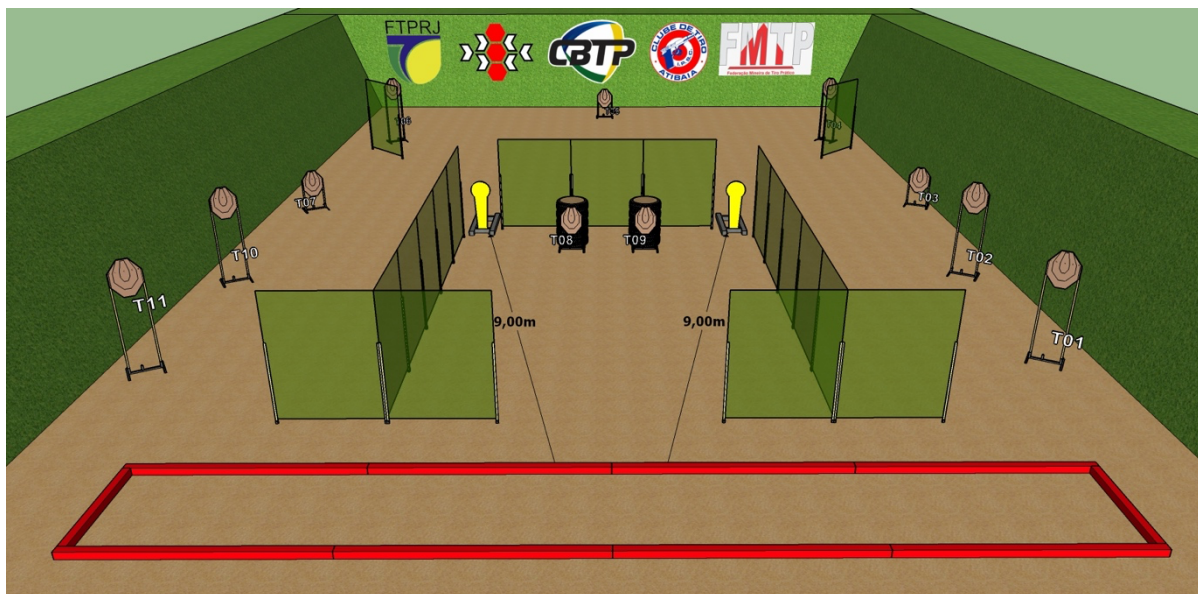
NÚMERO DE DISPAROS: 11

CONDIÇÃO DE PRONTO DA ARMA: CARREGADA (OPÇÃO 2). ARMA COM CÂMARA VAZIA.

POSIÇÃO DE SAÍDA: DENTRO DA ÁREA, CONFORME DEMONSTRADO.

INÍCIO: AO SINAL SONORO.

PROCEDIMENTO: AO SINAL SONORO DE INÍCIO, ENGAJAR OS ALVOS DE DENTRO DA ÁREA DESIGNADA. IPO2 ATIVA OS ALVOS MÓVEIS IT02 E IT03, QUE PERMANECEM VISÍVEIS EM REPOUSO.



STAGE 07 - AREA 1 - MEDIUM STAGE

TARGETS: 11 IPSC TARGETS AND 02 IPSC POPPERS.

MINIMUM NUMBER OF ROUNDS TO BE SCORED: 24

FIREARM READY CONDITION: LOADED (OPTION 1)

START POSITION: INSIDE THE AREA, STANDING ERECT, WITH THE FIREARM IN THE READY CONDITION, HELD IN BOTH HANDS, STOCK TOUCHING THE COMPETITOR AT HIP LEVEL, BARREL PARALLEL TO THE GROUND, TRIGGER GUARD DOWNWARDS, MUZZLE POINTING DOWNRANGE WITH THE FINGERS OUTSIDE THE TRIGGER GUARD, AS DEMONSTRATED.

TIME STARTS: AUDIBLE SIGNAL

PROCEDURE: AT THE START SIGNAL, ENGAGE TARGETS.

ALVOS: 11 IPSC TARGETS E 02 IPSC POPPERS.

NÚMERO DE DISPAROS: 24

CONDIÇÃO DE PRONTO DA ARMA: CARREGADA (OPÇÃO 1)

POSIÇÃO DE SAÍDA: DENTRO DA ÁREA, CONFORME DEMONSTRADO.

INÍCIO: AO SINAL SONORO.

PROCEDIMENTO: AO SINAL SONORO DE INÍCIO, ENGAJAR OS ALVOS DE DENTRO DA ÁREA DESIGNADA.



STAGE 08 - AREA 2 - LONG STAGE

TARGETS: 12 IPSC TARGETS, 01 IPSC POPPERS, 01 IPSC MINI-POPPER AND 01 POPPER NO-SHOOT.

MINIMUM NUMBER OF ROUNDS TO BE SCORED: 26

FIREARM READY CONDITION: LOADED (OPTION 1)

START POSITION: INSIDE THE AREA, STANDING ERECT, WITH THE FIREARM IN THE READY CONDITION, HELD IN BOTH HANDS, STOCK TOUCHING THE COMPETITOR AT HIP LEVEL, BARREL PARALLEL TO THE GROUND, TRIGGER GUARD DOWNWARDS, MUZZLE POINTING DOWNRANGE WITH THE FINGERS OUTSIDE THE TRIGGER GUARD, HEELS TOUCHING THE START LINE, AS DEMONSTRATED

TIME STARTS: AUDIBLE SIGNAL

PROCEDURE: AT THE START SIGNAL, ENGAGE TARGETS.

ALVOS: 12 IPSC TARGETS, 01 IPSC POPPER, 01 IPSC MINI-POPPER E 01 POPPER NO-SHOOT.

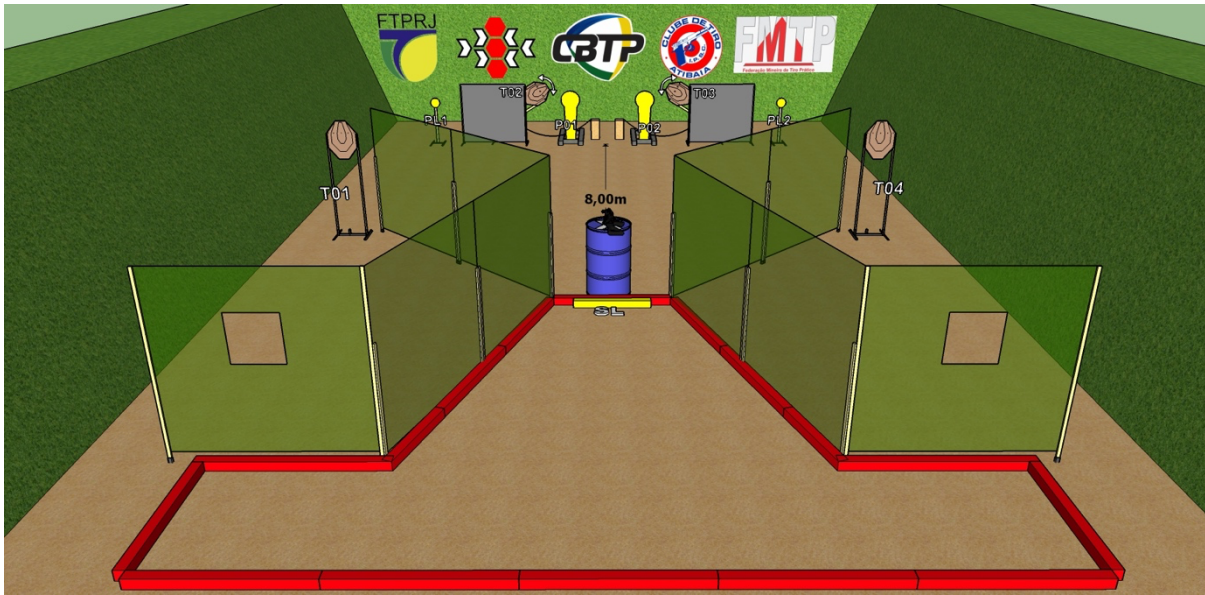
NÚMERO DE DISPAROS: 26

CONDIÇÃO DE PRONTO DA ARMA: CARREGADA (OPÇÃO 1)

POSIÇÃO DE SAÍDA: DENTRO DA ÁREA, CALCANHARES TOCANDO A START LINE, CONFORME DEMONSTRADO.

INÍCIO: AO SINAL SONORO.

PROCEDIMENTO: AO SINAL SONORO DE INÍCIO, ENGAJAR OS ALVOS DE DENTRO DA ÁREA DESIGNADA.



STAGE 09 - AREA 2 - SHORT STAGE

TARGETS: 04 IPSC TARGETS, 02 IPSC METAL PLATES AND 02 IPSC POPPERS.

MINIMUM NUMBER OF ROUNDS TO BE SCORED: 12

FIREARM READY CONDITION: LOADED (OPTION 1).

START POSITION: INSIDE THE AREA, STANDING ERECT, WITH THE FIREARM IN THE READY CONDITION FLAT ON THE MARK AT THE BARREL, MUZZLE POINTING DOWNRANGE, TOES TOUCHING THE START LINE, AS DEMONSTRATED.

TIME STARTS: AUDIBLE SIGNAL

PROCEDURE: AT THE START SIGNAL, ENGAGE TARGETS. IP01 ACTIVATES MOVING TARGER IT02 AND IP02 ACTIVATES MOVING TARGET IT03, BOTH OF WHICH REMAIS VISIBLE AT REST.

ALVOS: 04 IPSC TARGETS, 02 IPSC METAL PLATES E 02 IPSC POPPERS.

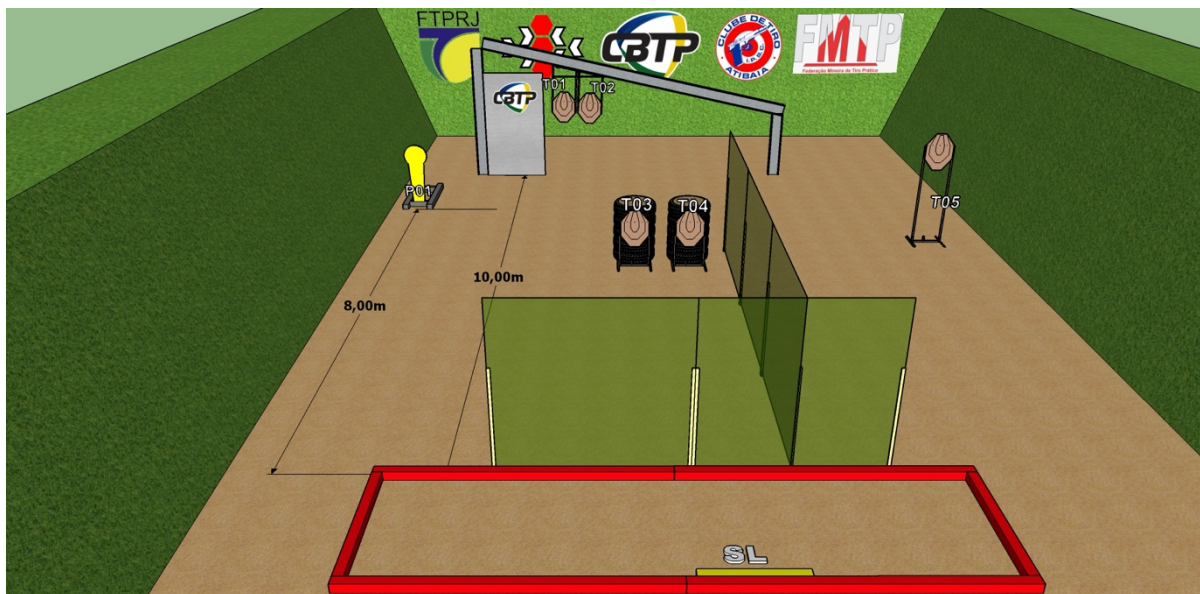
NÚMERO DE DISPAROS: 12

CONDIÇÃO DE PRONTO DA ARMA: CARREGADA (OPÇÃO 1). ARMA SOBRE O MARCA NO TAMBOR, APONTANDO DOWNRANGE.

POSIÇÃO DE SAÍDA: DENTRO DA ÁREA, PONTA DOS PÉS TOCANDO A START LINE, CONFORME DEMONSTRADO.

INÍCIO: AO SINAL SONORO.

PROCEDIMENTO: AO SINAL SONORO DE INÍCIO, ENGAJAR OS ALVOS DE DENTRO DA ÁREA DESIGNADA. IP01 ATIVA O ALVO MÓVEL IT02 E IP02 ATIVA O ALVO MÓVEL IT03. AMBOS PERMANECEM VISÍVEIS EM REPOUSO.



STAGE 10 - AREA 2 - SHORT STAGE

TARGETS: 05 IPSC TARGETS AND 01 IPSC POPPER.

MINIMUM NUMBER OF ROUNDS TO BE SCORED: 11

FIREARM READY CONDITION: LOADED (OPTION 1)

START POSITION: INSIDE THE AREA, STANDING ERECT, WITH THE FIREARM IN THE READY CONDITION, HELD IN BOTH HANDS, STOCK TOUCHING THE COMPETITOR AT HIP LEVEL, BARREL PARALLEL TO THE GROUND, TRIGGER GUARD DOWNWARDS, MUZZLE POINTING DOWNRANGE WITH THE FINGERS OUTSIDE THE TRIGGER GUARD, HEELS TOUCHING THE START LINE, AS DEMONSTRATED

TIME STARTS: AUDIBLE SIGNAL

PROCEDURE: AT THE START SIGNAL, ENGAGE TARGETS. IP01 ACTIVATES THE MOVING TARGETS IT01 AND IT02, BOTH OF WHICH REMAINS VISIBLE AT REST.

ALVOS: 05 IPSC TARGETS E 01 IPES POPPER.

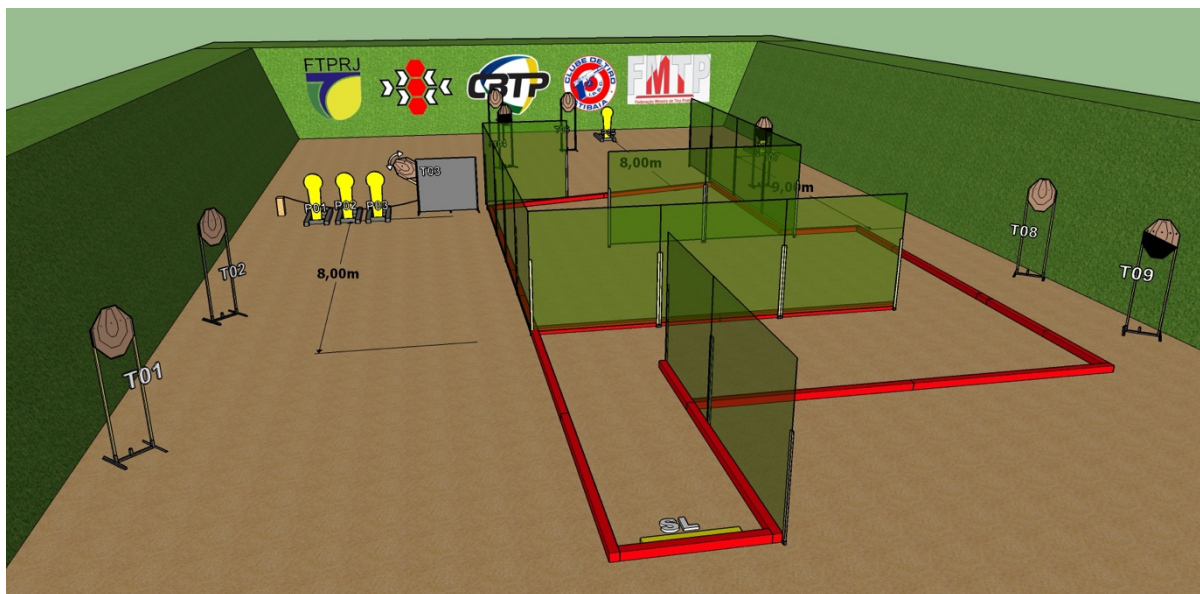
NÚMERO DE DISPAROS: 11

CONDIÇÃO DE PRONTO DA ARMA: CARREGADA (OPÇÃO 1)

POSIÇÃO DE SAÍDA: DENTRO DA ÁREA, CALCANHARES TOCANDO A START LINE, CONFORME DEMONSTRADO.

INÍCIO: AO SINAL SONORO.

PROCEDIMENTO: AO SINAL SONORO DE INÍCIO, ENGAJAR OS ALVOS DE DENTRO DA ÁREA DESIGNADA. IP01 ATIVA OS ALVOS MÓVEIS IT01 E IT02, QUE PERMANECEM VISÍVEIS EM REPOUSO.



STAGE 11 - AREA 2 - MEDIUM STAGE

TARGETS: 09 IPSC TARGETS, 05 IPSC POPPERS.

MINIMUM NUMBER OF ROUNDS TO BE SCORED: 23

FIREARM READY CONDITION: UNLOADED (OPTION 3). FIREARM WITH EMPTY CHAMBER AND MAGWELL.

START POSITION: INSIDE THE AREA, STANDING ERECT, WITH THE FIREARM IN THE READY CONDITION, HELD IN BOTH HANDS, STOCK TOUCHING THE COMPETITOR AT HIP LEVEL, BARREL PARALLEL TO THE GROUND, TRIGGER GUARD DOWNWARDS, MUZZLE POINTING DOWNRANGE WITH THE FINGERS OUTSIDE THE TRIGGER GUARD, HEELS TOUCHING THE START LINE, AS DEMONSTRATED.

TIME STARTS: AUDIBLE SIGNAL

PROCEDURE: AT THE START SIGNAL, ENGAGE TARGETS. IP01, IP02 OR IP03 ACTIVATE THE MOVING TARGET IT03, WHICH REMAINS VISIBLE AT REST.

ALVOS: 09 IPSC TARGETS, 05 IPSC POPPERS.

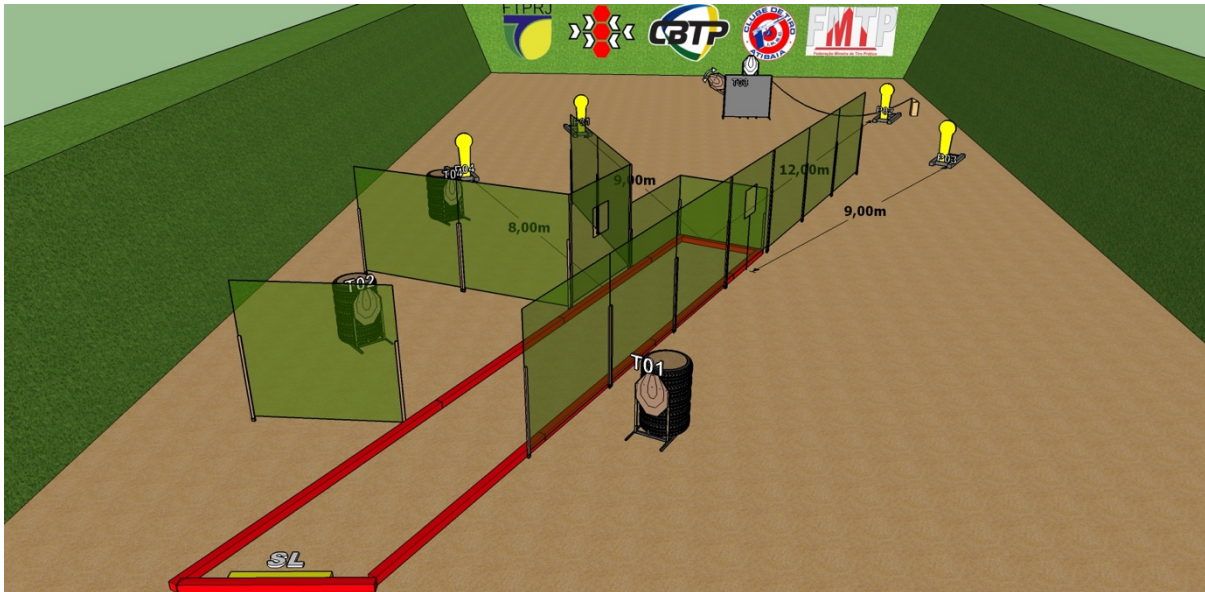
NÚMERO DE DISPAROS: 23

CONDIÇÃO DE PRONTO DA ARMA: DESCARREGADA (OPÇÃO 3). ARMA COM CÂMARA E MAGWELL VAZIOS.

POSIÇÃO DE SAÍDA: DENTRO DA ÁREA, CALCANHARES TOCANDO A START LINE, CONFORME DEMONSTRADO.

INÍCIO: AO SINAL SONORO.

PROCEDIMENTO: AO SINAL SONORO DE INÍCIO, ENGAJAR OS ALVOS DE DENTRO DA ÁREA DESIGNADA. IP01, IP02 OU IP03 ATIVAM O ALVO MÓVEL IT03, QUE PERMANECE VISÍVEL EM REPOUSO.



STAGE 12 - AREA 2 - SHORT STAGE

TARGETS: 04 IPSC TARGETS, 04 IPSC POPPERS AND 01 NO-SHOOTS.

MINIMUM NUMBER OF ROUNDS TO BE SCORED: 12

FIREARM READY CONDITION: LOADED (OPTION 1)

START POSITION: INSIDE THE AREA, STANDING ERECT, WITH THE FIREARM IN THE READY CONDITION, HELD IN BOTH HANDS, STOCK TOUCHING THE COMPETITOR AT HIP LEVEL, BARREL PARALLEL TO THE GROUND, TRIGGER GUARD DOWNWARDS, MUZZLE POINTING DOWNRANGE WITH THE FINGERS OUTSIDE THE TRIGGER GUARD, HEELS TOUCHING THE START LINE, AS DEMONSTRATED.

TIME STARTS: AUDIBLE SIGNAL

PROCEDURE: AT THE START SIGNAL, ENGAGE TARGETS. IPO2 ACTIVATES THE MOVING TARGET IT03, WHICH REMAINS VISIBLE AT REST.

ALVOS: 04 IPSC TARGETS, 04 IPSC POPPERS E 01 NO-SHOOTS.

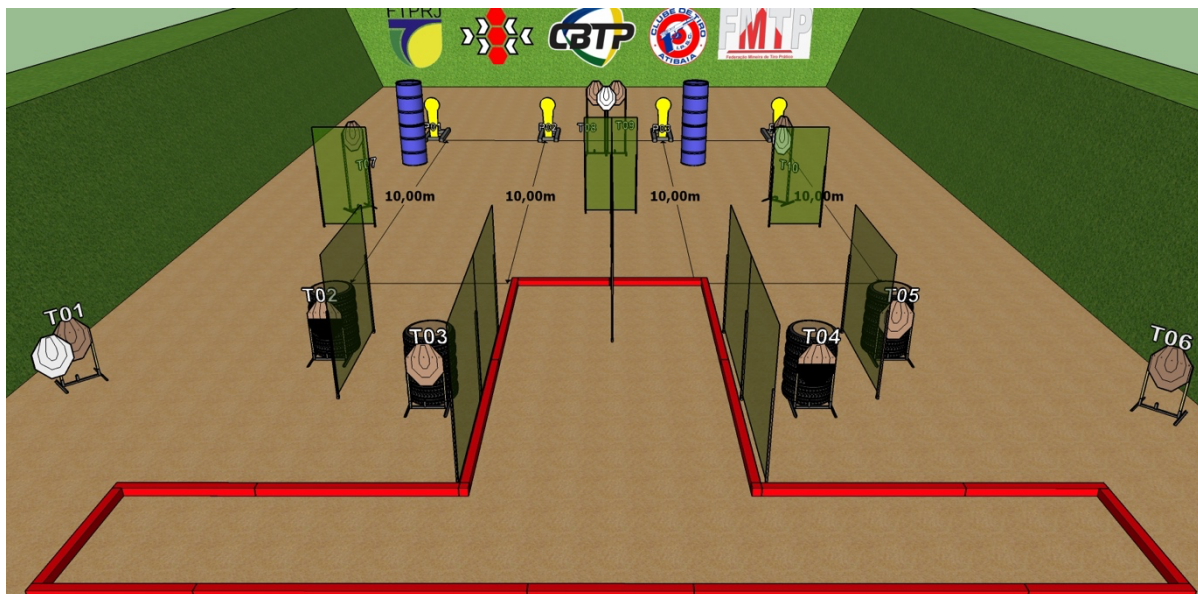
NÚMERO DE DISPAROS: 12

CONDIÇÃO DE PRONTO DA ARMA: CARREGADA (OPÇÃO 1)

POSIÇÃO DE SAÍDA: DENTRO DA ÁREA, CALCANHARES TOCANDO A START LINE, CONFORME DEMONSTRADO.

INÍCIO: AO SINAL SONORO.

PROCEDIMENTO: AO SINAL SONORO DE INÍCIO, ENGAJAR OS ALVOS DE DENTRO DA ÁREA DESIGNADA. IPO2 ATIVA O ALVO MÓVEL IT03, QUE PERMANECE VISÍVEL EM REPOUSO.



STAGE 13 - AREA 2 - MEDIUM STAGE

TARGETS: 10 IPSC TARGETS, 04 IPSC POPPERS AND 03 NO-SHOOTS.

MINIMUM NUMBER OF ROUNDS TO BE SCORED: 24

FIREARM READY CONDITION: LOADED (OPTION 1)

START POSITION: INSIDE THE AREA, STANDING ERECT, WITH THE FIREARM IN THE READY CONDITION, HELD IN BOTH HANDS, STOCK TOUCHING THE COMPETITOR AT HIP LEVEL, BARREL PARALLEL TO THE GROUND, TRIGGER GUARD DOWNWARDS, MUZZLE POINTING DOWNRANGE WITH THE FINGERS OUTSIDE THE TRIGGER GUARD, AS DEMONSTRATED.

TIME STARTS: AUDIBLE SIGNAL

PROCEDURE: AT THE START SIGNAL, ENGAGE TARGETS.

ALVOS: 10 IPSC TARGETS, 04 IPSC POPPERS E 03 NO-SHOOTS.

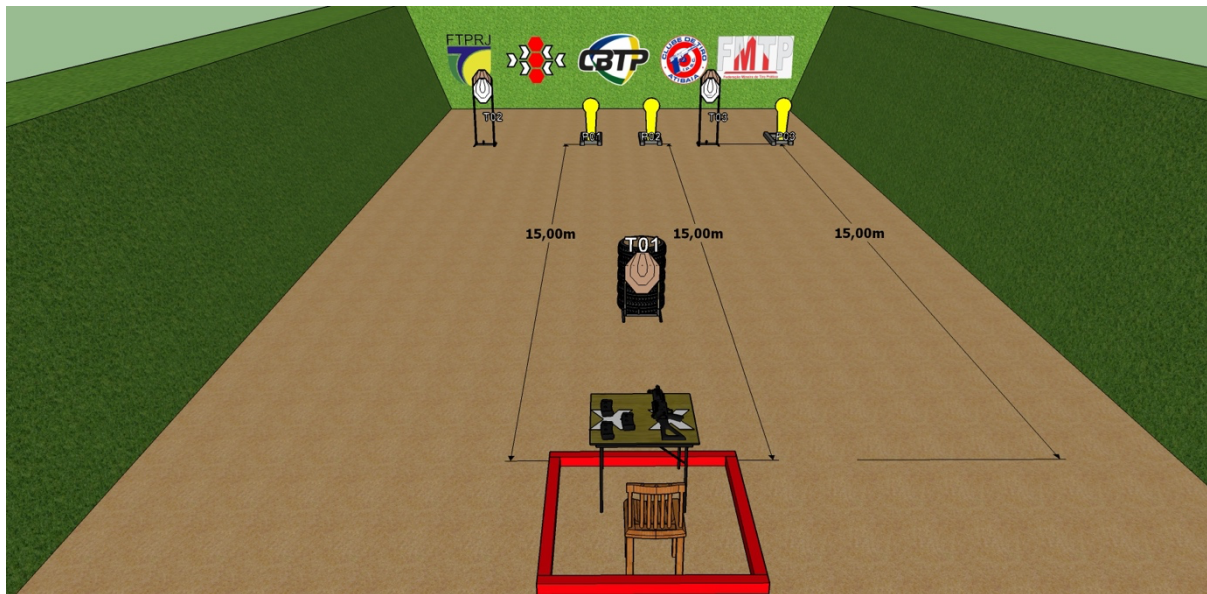
NÚMERO DE DISPAROS: 24

CONDIÇÃO DE PRONTO DA ARMA: CARREGADA (OPÇÃO 1)

POSIÇÃO DE SAÍDA: DENTRO DA ÁREA, CONFORME DEMONSTRADO.

INÍCIO: AO SINAL SONORO.

PROCEDIMENTO: AO SINAL SONORO DE INÍCIO, ENGAJAR OS ALVOS DE DENTRO DA ÁREA DESIGNADA.



STAGE 14 - AREA 2 - SHORT STAGE - VERSÃO 1

TARGETS: 03 IPSC TARGETS, 03 IPSC POPPERS AND 02 NO-SHOOTS.

MINIMUM NUMBER OF ROUNDS TO BE SCORED: 9

FIREARM READY CONDITION: UNLOADED (OPTION 3). FIREARM WITH EMPTY CHAMBER AND MAGWELL.

START POSITION: INSIDE THE AREA, SEATED, BOTH HANDS TOUCHING THE KNEES, WITH THE FIREARM IN THE READY CONDITION AND ALL MAGAZINES ON MARK AT THE TABLE, MUZZLE POINTING DOWNRANGE, AS DEMONSTRATED.

TIME STARTS: AUDIBLE SIGNAL

PROCEDURE: AT THE START SIGNAL, ENGAGE TARGETS.

ALVOS: 04 IPSC TARGETS, 03 IPSC POPPERS E 02 NO-SHOOTS.

NÚMERO DE DISPAROS: 9

CONDIÇÃO DE PRONTO DA ARMA: DESCARREGADA (OPÇÃO 3). ARMA COM CÂMARA E MAGWELL VAZIOS E TODOS OS CARREGADORES SOBRE AS MARCAS NA MESA.

POSIÇÃO DE SAÍDA: DENTRO DA ÁREA, SENTADO, AMBAS AS MÃO TOCANDO O JOELHO, CONFORME DEMONSTRADO.

INÍCIO: AO SINAL SONORO.

PROCEDIMENTO: AO SINAL SONORO DE INÍCIO, ENGAJAR OS ALVOS.



**2ª ETAPA DO XXXVII CAMPEONATO BRASILEIRO E
OPEN INTERNACIONAL DE IPSC PISTOL CALIBER CARBINE**
CLUBE DE TIRO ATIBAIA - ATIBAIA - 23 a 28 DE ABRIL DE 2024



AREA 1 (TOTALS)	136 shots/disparos	680 points/pontos	53.75 %
STAGE 01	12 shots/disparos	60 pts	4.74 %
STAGE 02	24 shots/disparos	120 pts	9.49 %
STAGE 03	12 shots/disparos	60 pts	4.74 %
STAGE 04	22 shots/disparos	110 pts	8.70 %
STAGE 05	31 shots/disparos	155 pts	12.24 %
STAGE 06	11 shots/disparos	55 pts	4.35 %
STAGE 07	24 shots/disparos	120 pts	9.49 %
AREA 2 (TOTALS)	117 shots/disparos	585 points/pontos	46.25 %
STAGE 08	26 shots/disparos	130 pts	10.27 %
STAGE 09	12 shots/disparos	60 pts	4.74 %
STAGE 10	11 shots/disparos	55 pts	4.35 %
STAGE 11	23 shots/disparos	115 pts	9.10 %
STAGE 12	12 shots/disparos	60 pts	4.74 %
STAGE 13	24 shots/disparos	120 pts	9.49 %
STAGE 14	9 shots/disparos	55 pts	3.56 %
MATCH TOTAL	253 shots/disparos	1265 points/pontos	100%



2ª ETAPA DO XXXVII CAMPEONATO BRASILEIRO E
OPEN INTERNACIONAL DE IPSC PISTOL CALIBER CARBINE
CLUBE DE TIRO ATIBAIA - ATIBAIA - 23 a 28 DE ABRIL DE 2024

