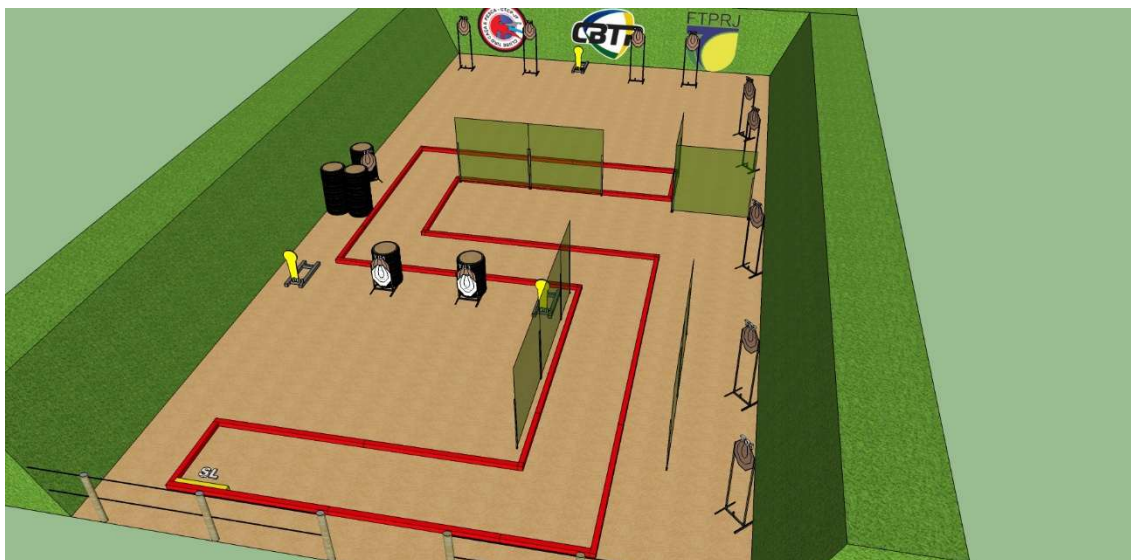





II STAGE OF THE XXXIX BRAZILIAN AND INTERNATIONAL
OPEN IPSC HANDGUN CHAMPIONSHIP
CLUBE DE TIRO, CAÇA E PESCA DE JUIZ DE FORA – MG

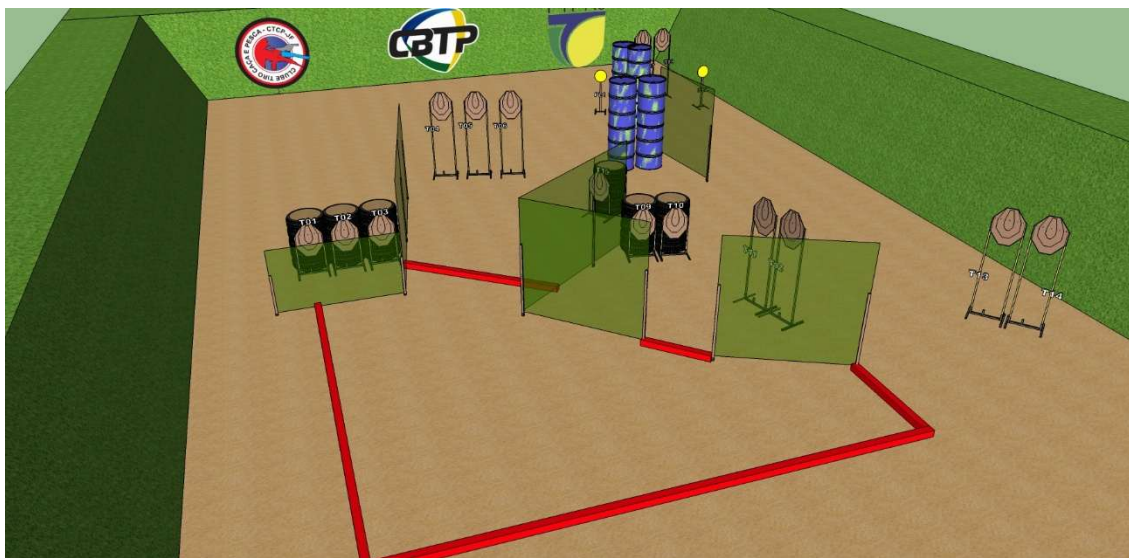



| Scoring Targets | |
|---|---|
| IPSC Targets | 12 |
| IPSC Mini-Targets | - |
| IPSC Popper | 3 |
| IPSC Mini Popper | - |
| IPSC Metal Plate | - |
| Minimum number of rounds required | 27 |
| Max. Points | 135 |
| Time starts |  Audible signal |
| Start position | |
| Heels touching the start-line, as per IPSC Rule 8.2.2 (Appendix E2), as demonstrated by RO. | |
| Procedure | |
| On the audible start signal, engage the targets. | |
| Firearm Ready Condition | |
| | |
| Stage Notes | |
| | |

Competitor ready condition (see Rule 3.2.2, Section 8.2 and Appendix E1/E2)



II STAGE OF THE XXXIX BRAZILIAN AND INTERNATIONAL
OPEN IPSC HANDGUN CHAMPIONSHIP
CLUBE DE TIRO, CAÇA E PESCA DE JUIZ DE FORA – MG

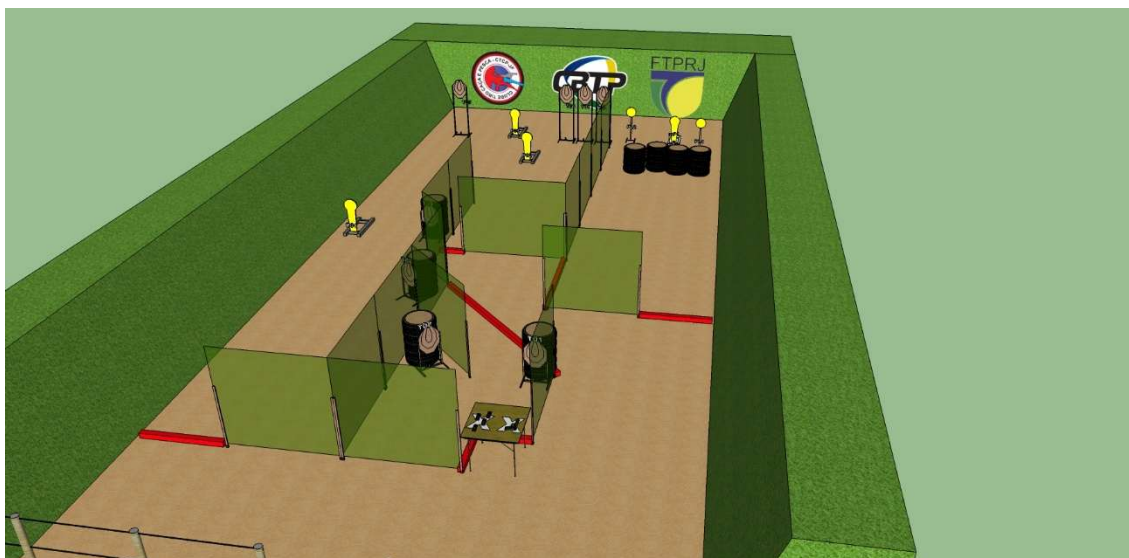



| Scoring Targets | |
|--|---|
| IPSC Targets | 15 |
| IPSC Mini-Targets | - |
| IPSC Popper | - |
| IPSC Mini Popper | - |
| IPSC Metal Plate | 2 |
| Minimum number of rounds required | 32 |
| Max. Points | 160 |
| Time starts |  Audible signal |
| Start position | |
| Standing anywhere within the demarcated area, as per IPSC Rule 8.2.2 (Appendix E2), as demonstrated by RO. | |
| Procedure | |
| On the audible start signal, engage the targets. | |
| Firearm Ready Condition | |
| | |
| Stage Notes | |
| | |

Competitor ready condition (see Rule 3.2.2, Section 8.2 and Appendix E1/E2)



II STAGE OF THE XXXIX BRAZILIAN AND INTERNATIONAL
OPEN IPSC HANDGUN CHAMPIONSHIP
CLUBE DE TIRO, CAÇA E PESCA DE JUIZ DE FORA – MG

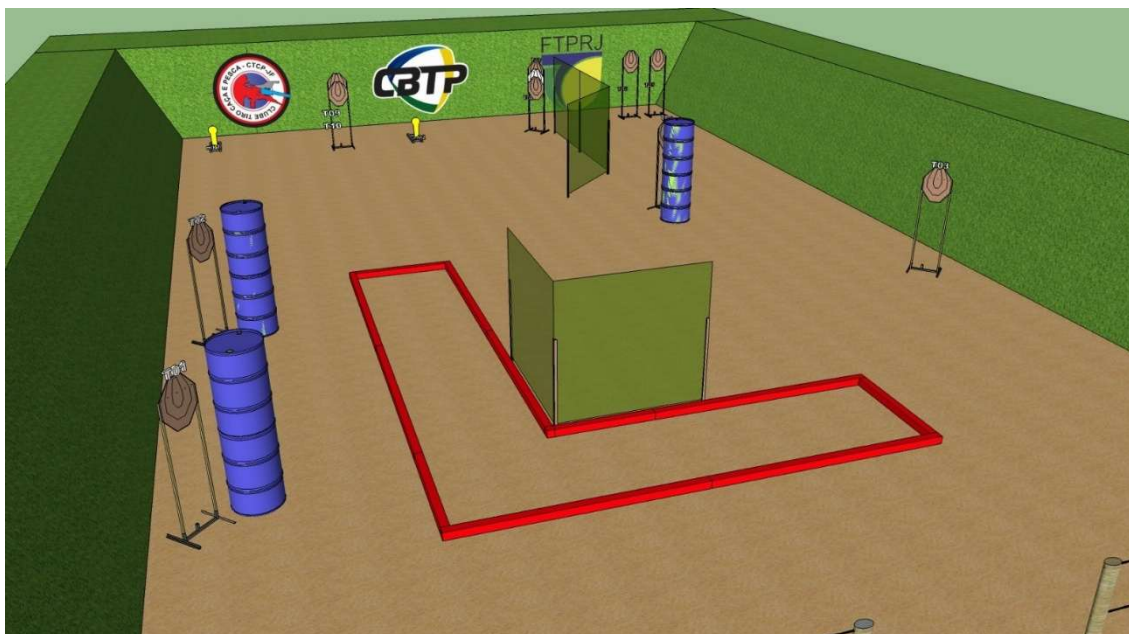


| Scoring Targets | |
|---|---|
| IPSC Targets | 9 |
| IPSC Mini-Targets | - |
| IPSC Popper | 4 |
| IPSC Mini Popper | - |
| IPSC Metal Plate | 2 |
| Minimum number of rounds required | 24 |
| Max. Points | 120 |
| Time starts |  Audible signal |
| Start position | |
| Standing anywhere within the demarcated area, as per IPSC Rule 8.2.2 (Appendix E2), as demonstrated by RO. | |
| Procedure | |
| On the audible start signal, engage the targets. | |
| Firearm Ready Condition | |
| Handgun on top of one mark at the table with chamber and magwell empty. All magazines on top of other mar at the table. | |
| Stage Notes | |
| P1 activate T09, wich remains visible at rest. | |

Competitor ready condition (see Rule 3.2.2, Section 8.2 and Appendix E1/E2)



II STAGE OF THE XXXIX BRAZILIAN AND INTERNATIONAL
OPEN IPSC HANDGUN CHAMPIONSHIP
CLUBE DE TIRO, CAÇA E PESCA DE JUIZ DE FORA – MG

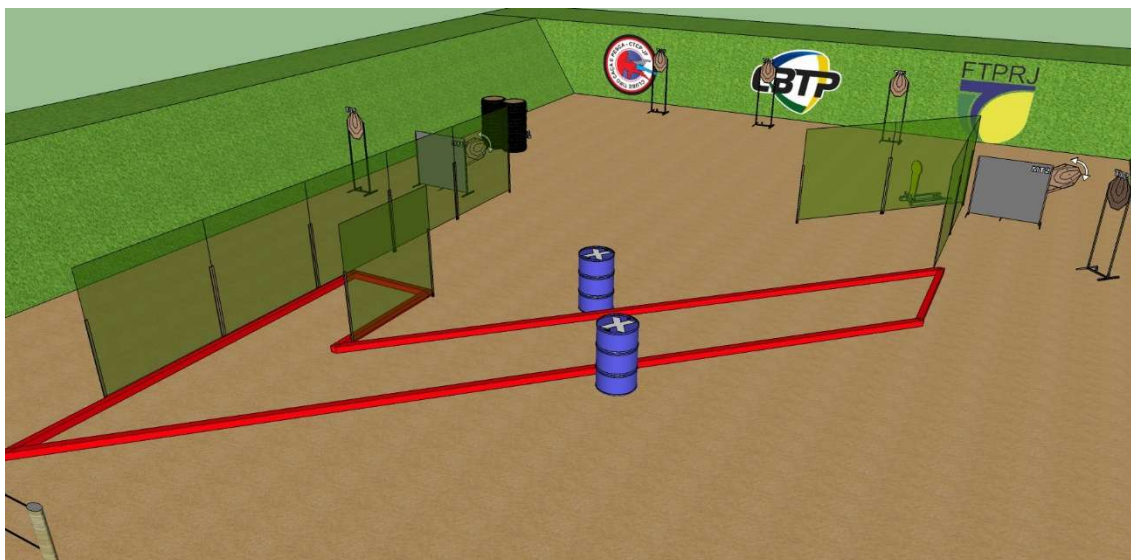



| Scoring Targets | |
|--|----------------|
| IPSC Targets | 10 |
| IPSC Mini-Targets | - |
| IPSC Popper | - |
| IPSC Mini Popper | 2 |
| IPSC Metal Plate | - |
| Minimum number of rounds required | 22 |
| Max. Points | 110 |
| Time starts | Audible signal |
| Start position | |
| Standing anywhere within the demarcated area, as per IPSC Rule 8.2.2 (Appendix E2), as demonstrated by RO. | |
| Procedure | |
| On the audible start signal, engage the targets. | |
| Firearm Ready Condition | |
| | |
| Stage Notes | |
| | |

Competitor ready condition (see Rule 3.2.2, Section 8.2 and Appendix E1/E2)



II STAGE OF THE XXXIX BRAZILIAN AND INTERNATIONAL
OPEN IPSC HANDGUN CHAMPIONSHIP
CLUBE DE TIRO, CAÇA E PESCA DE JUIZ DE FORA – MG

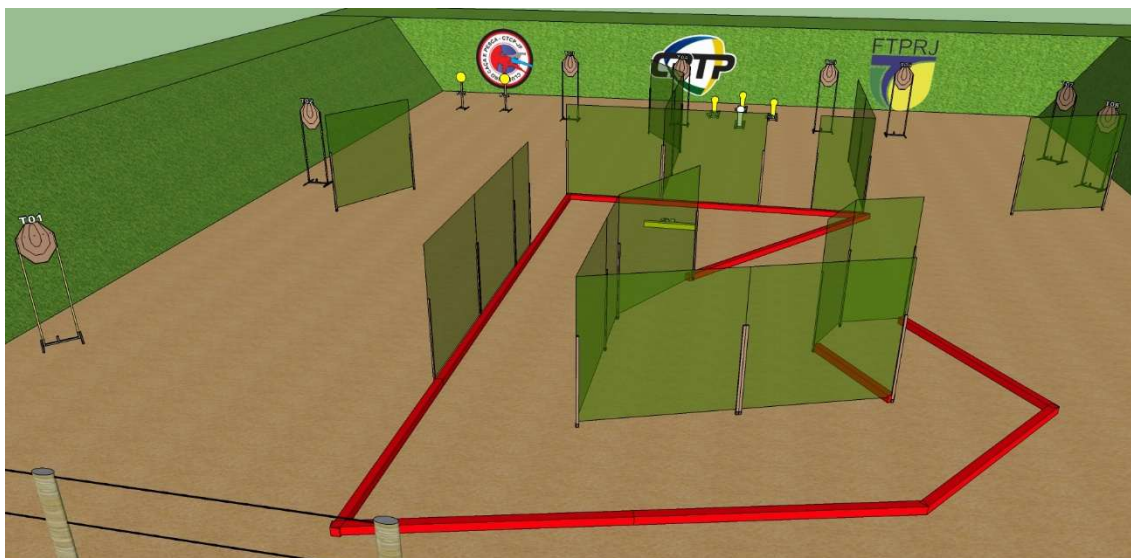


| Scoring Targets | |
|--|---|
| IPSC Targets | 7 |
| IPSC Mini-Targets | - |
| IPSC Popper | 2 |
| IPSC Mini Popper | - |
| IPSC Metal Plate | - |
| Minimum number of rounds required | 16 |
| Max. Points | 80 |
| Time starts |  Audible signal |
| Start position | |
| Standing with one hand touching the mark on top of either of the oil barrels, as demonstrated by RO. | |
| Procedure | |
| On the audible start signal, engage the targets. | |
| Firearm Ready Condition | |
| | |
| Stage Notes | |
| P1 activate MT1, and P2, activate MT2, wich remains visible at rest. | |

Competitor ready condition (see Rule 3.2.2, Section 8.2 and Appendix E1/E2)



II STAGE OF THE XXXIX BRAZILIAN AND INTERNATIONAL
OPEN IPSC HANDGUN CHAMPIONSHIP
CLUBE DE TIRO, CAÇA E PESCA DE JUIZ DE FORA – MG

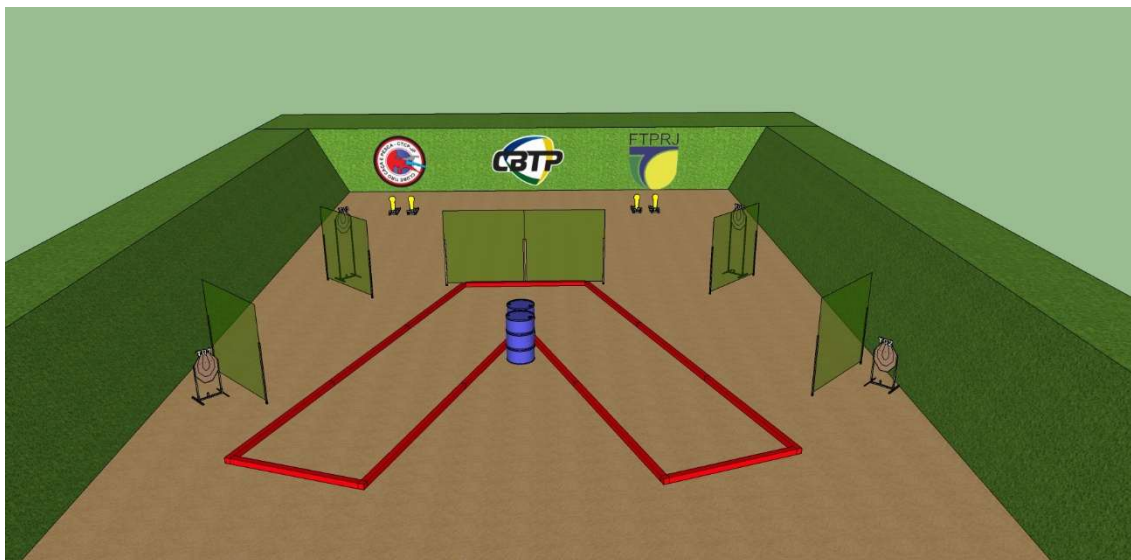


| Scoring Targets | |
|--|----------------|
| IPSC Targets | 8 |
| IPSC Mini-Targets | - |
| IPSC Popper | - |
| IPSC Mini Popper | 3 |
| IPSC Metal Plate | 2 |
| Minimum number of rounds required | 21 |
| Max. Points | 105 |
| Time starts | Audible signal |
| Start position | |
| Toes touching the start line, as demonstrated by RO. | |
| Procedure | |
| On the audible start signal, engage the targets. | |
| Firearm Ready Condition | |
| | |
| Stage Notes | |
| | |

Competitor ready condition (see Rule 3.2.2, Section 8.2 and Appendix E1/E2)



II STAGE OF THE XXXIX BRAZILIAN AND INTERNATIONAL
OPEN IPSC HANDGUN CHAMPIONSHIP
CLUBE DE TIRO, CAÇA E PESCA DE JUIZ DE FORA – MG



| Scoring Targets | |
|--|----------------|
| IPSC Targets | 4 |
| IPSC Mini-Targets | - |
| IPSC Popper | - |
| IPSC Mini Popper | 4 |
| IPSC Metal Plate | - |
| Minimum Number of Rounds Required | 12 |
| Max. Points | 60 |
| Time starts | Audible signal |
| Start position | |
| Standing anywhere within the demarcated area, as per IPSC Rule 8.2.2 (Appendix E2), as demonstrated by RO. | |
| Procedure | |
| On the audible start signal, engage the targets. | |
| Firearm Ready Condition | |
| | |
| Stage Notes | |
| | |

Competitor ready condition (see Rule 3.2.2, Section 8.2 and Appendix E1/E2)



II STAGE OF THE XXXIX BRAZILIAN AND INTERNATIONAL
OPEN IPSC HANDGUN CHAMPIONSHIP
CLUBE DE TIRO, CAÇA E PESCA DE JUIZ DE FORA – MG

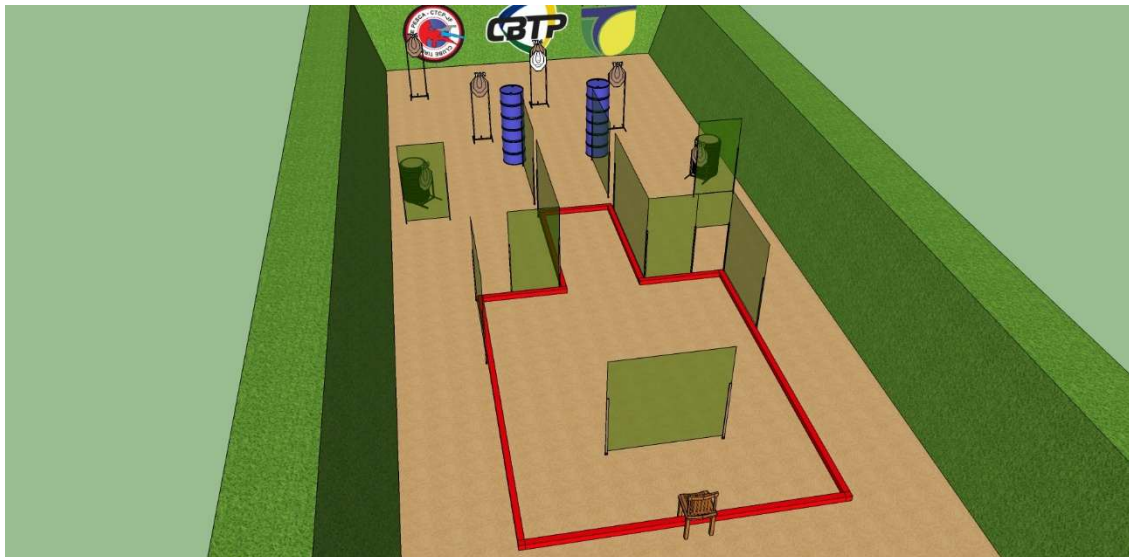


| Scoring Targets | |
|--|----------------|
| IPSC Targets | 4 |
| IPSC Mini-Targets | - |
| IPSC Popper | - |
| IPSC Mini Popper | 1 |
| IPSC Metal Plate | 3 |
| Minimum number of rounds required | 12 |
| Max. Points | 60 |
| Time starts | Audible signal |
| Start position | |
| Standing anywhere within the demarcated area, as per IPSC Rule 8.2.2 (Appendix E2), as demonstrated by RO. | |
| Procedure | |
| On the audible start signal, engage the targets. | |
| Firearm Ready Condition | |
| | |
| Stage Notes | |
| | |

Competitor ready condition (see Rule 3.2.2, Section 8.2 and Appendix E1/E2)



II STAGE OF THE XXXIX BRAZILIAN AND INTERNATIONAL
OPEN IPSC HANDGUN CHAMPIONSHIP
CLUBE DE TIRO, CAÇA E PESCA DE JUIZ DE FORA – MG





| Scoring Targets | |
|--|----------------|
| IPSC Targets | 6 |
| IPSC Mini-Targets | - |
| IPSC Popper | - |
| IPSC Mini Popper | - |
| IPSC Metal Plate | - |
| Minimum number of rounds required | 12 |
| Max. Points | 60 |
| Time starts | Audible signal |
| Start position | |
| Seated in the chair, hands on the knees, heels touching both legs of the chair, as demonstrated by RO. | |
| Procedure | |
| On the audible start signal, engage the targets. | |
| Firearm Ready Condition | |
| Magazine inserted, empty chamber. | |
| Stage Notes | |
| | |

Competitor ready condition (see Rule 3.2.2, Section 8.2 and Appendix E1/E2)



II STAGE OF THE XXXIX BRAZILIAN AND INTERNATIONAL
OPEN IPSC HANDGUN CHAMPIONSHIP
CLUBE DE TIRO, CAÇA E PESCA DE JUIZ DE FORA – MG

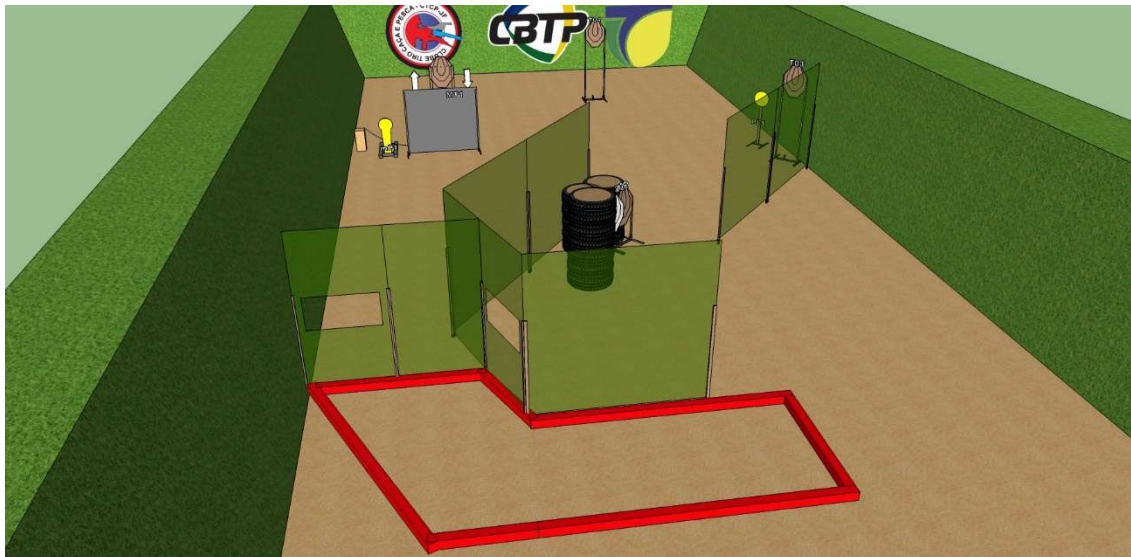



| Scoring Targets | |
|--|---|
| IPSC Targets | 5 |
| IPSC Mini-Targets | - |
| IPSC Popper | 2 |
| IPSC Mini Popper | - |
| IPSC Metal Plate | - |
| Minimum number of rounds required | 12 |
| Max. Points | 60 |
| Time starts |  Audible signal |
| Start position | |
| Standing anywhere within the demarcated area, as per IPSC Rule 8.2.2 (Appendix E2), as demonstrated by RO. | |
| Procedure | |
| On the audible start signal, engage the targets. | |
| Firearm Ready Condition | |
| | |
| Stage Notes | |
| P1 activate MT1, wich remains visible at rest. | |

Competitor ready condition (see Rule 3.2.2, Section 8.2 and Appendix E1/E2)



II STAGE OF THE XXXIX BRAZILIAN AND INTERNATIONAL
OPEN IPSC HANDGUN CHAMPIONSHIP
CLUBE DE TIRO, CAÇA E PESCA DE JUIZ DE FORA – MG




| Scoring Targets | |
|--|---|
| IPSC Targets | 5 |
| IPSC Mini-Targets | - |
| IPSC Popper | - |
| IPSC Mini Popper | 1 |
| IPSC Metal Plate | 1 |
| Minimum number of rounds required | 12 |
| Max. Points | 60 |
| Time starts |  Audible signal |
| Start position | |
| Standing anywhere within the demarcated area, as per IPSC Rule 8.2.2 (Appendix E2), as demonstrated by RO. | |
| Procedure | |
| On the audible start signal, engage the targets. | |
| Firearm Ready Condition | |
| | |
| Stage Notes | |
| P1 activate MT1, wich remains visible at rest. | |

Competitor ready condition (see Rule 3.2.2, Section 8.2 and Appendix E1/E2)



II STAGE OF THE XXXIX BRAZILIAN AND INTERNATIONAL
OPEN IPSC HANDGUN CHAMPIONSHIP
CLUBE DE TIRO, CAÇA E PESCA DE JUIZ DE FORA – MG




| Scoring Targets | |
|--|---|
| IPSC Targets | 5 |
| IPSC Mini-Targets | - |
| IPSC Popper | - |
| IPSC Mini Popper | 2 |
| IPSC Metal Plate | - |
| Minimum number of rounds required | 12 |
| Max. Points | 60 |
| Time starts |  Audible signal |
| Start position | |
| Standing anywhere within the demarcated area, as per IPSC Rule 8.2.2 (Appendix E2), as demonstrated by RO. | |
| Procedure | |
| On the audible start signal, engage the targets. | |
| Firearm Ready Condition | |
| | |
| Stage Notes | |
| | |

Competitor ready condition (see Rule 3.2.2, Section 8.2 and Appendix E1/E2)



II STAGE OF THE XXXIX BRAZILIAN AND INTERNATIONAL
OPEN IPSC HANDGUN CHAMPIONSHIP
CLUBE DE TIRO, CAÇA E PESCA DE JUIZ DE FORA – MG



| Scoring Targets | |
|--|---|
| IPSC Targets | 5 |
| IPSC Mini-Targets | - |
| IPSC Popper | - |
| IPSC Mini Popper | - |
| IPSC Metal Plate | - |
| Minimum number of rounds required | 10 |
| Max. Points | 50 |
| Time starts |  Audible signal |
| Start position | |
| Standing anywhere within the demarcated area, as per IPSC Rule 8.2.2 (Appendix E2), as demonstrated by RO. | |
| Procedure | |
| On the audible start signal, engage the targets. | |
| Firearm Ready Condition | |
| | |
| Stage Notes | |
| | |

Competitor ready condition (see Rule 3.2.2, Section 8.2 and Appendix E1/E2)



II STAGE OF THE XXXIX BRAZILIAN AND INTERNATIONAL
OPEN IPSC HANDGUN CHAMPIONSHIP
CLUBE DE TIRO, CAÇA E PESCA DE JUIZ DE FORA – MG



| Scoring Targets | |
|--|----------------|
| IPSC Targets | 4 |
| IPSC Mini-Targets | - |
| IPSC Popper | - |
| IPSC Mini Popper | 4 |
| IPSC Metal Plate | - |
| Minimum number of rounds required | 12 |
| Max. Points | 60 |
| Time starts | Audible signal |
| Start position | |
| Standing anywhere within the demarcated area, as per IPSC Rule 8.2.2 (Appendix E2), as demonstrated by RO. | |
| Procedure | |
| On the audible start signal, engage the targets. | |
| Firearm Ready Condition | |
| | |
| Stage Notes | |
| P1 activates MT1, wich disappear at rest, P2 activates MT2, wich disappear at rest, P1 or P2 activates MT3, wich remains visible at rest. | |

Competitor ready condition (see Rule 3.2.2, Section 8.2 and Appendix E1/E2)