



**ASSOCIAÇÃO DE CAÇA E PESCA ALTO PETRÓPOLIS - SOCAPESCA
VIÃO - RIO GRANDE DO SUL**

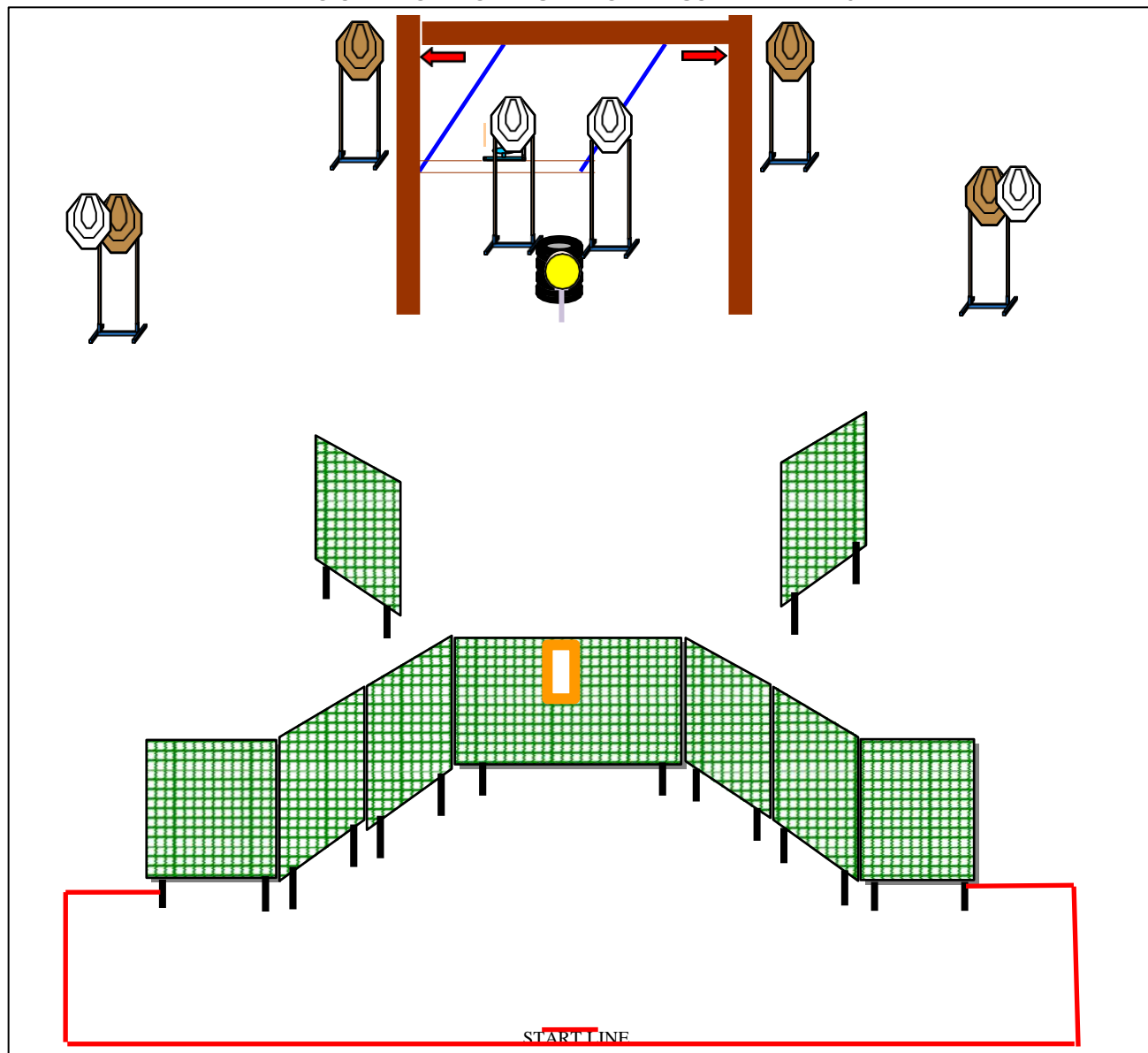
**III ETAPA DO CAMPEONATO BRASILEIRO
DE IPSC MINI RIFLE
VIÃO**

21 a 24 de OUT de 2021.

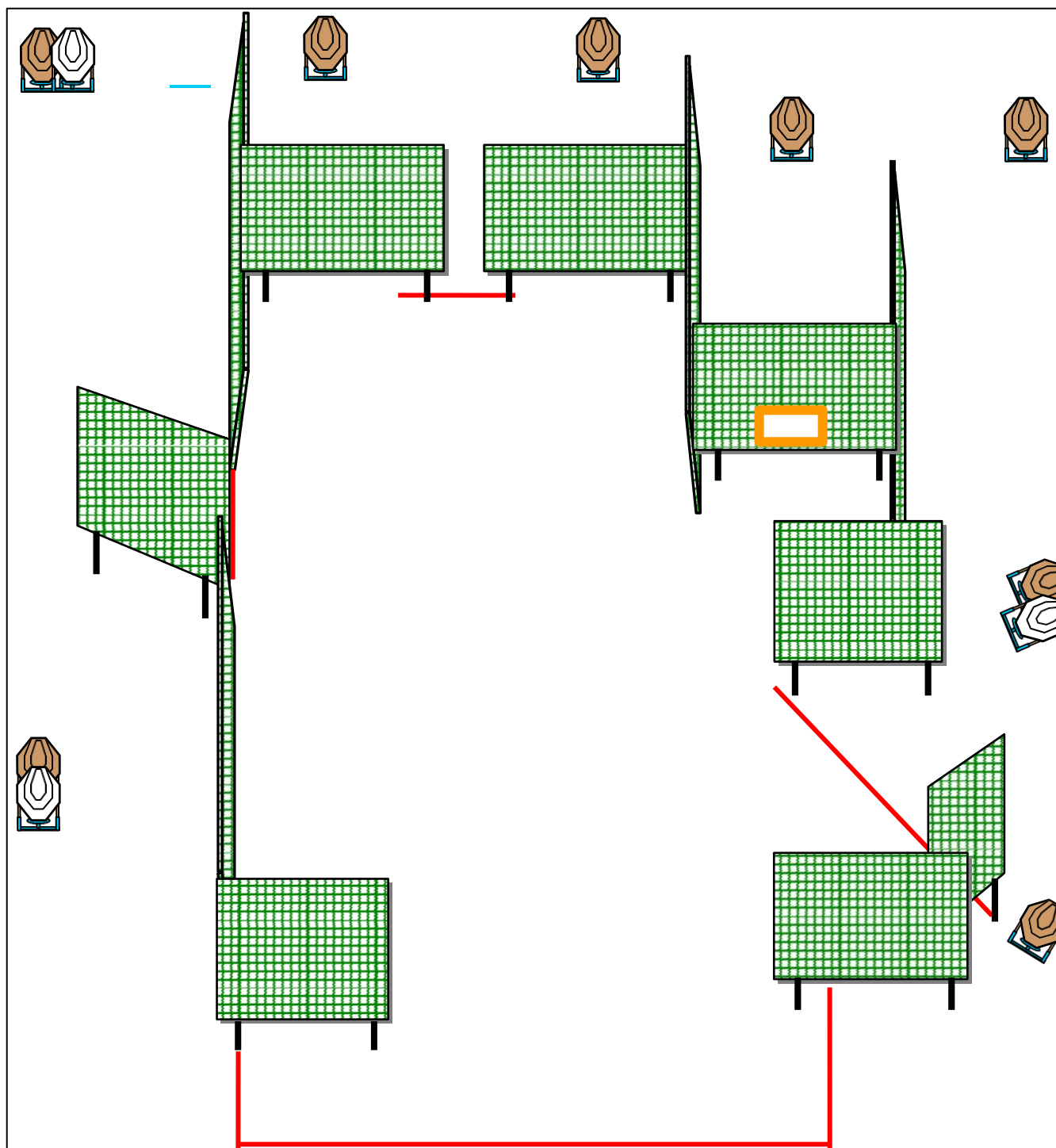
COMPOSIÇÃO DA PROVA

IPSC MINI RIFLE		SHOTS
A R E A 1	STAGE/PISTA 01	9
	STAGE/PISTA 02	16
	STAGE/PISTA 03	10
	STAGE/PISTA 04	16
	STAGE/PISTA 05	10
	STAGE/PISTA 06	36
A R E A 2	STAGE/PISTA 07	08
	STAGE/PISTA 08	20
	STAGE/PISTA 09	08
	STAGE/PISTA 10	16
	STAGE/PISTA 11	36
	STAGE/PISTA 12	08
TOTAL		193

III ETAPA DO CAMPEONATO BRASILEIRO DE IPSC MINI RIFLE 2021

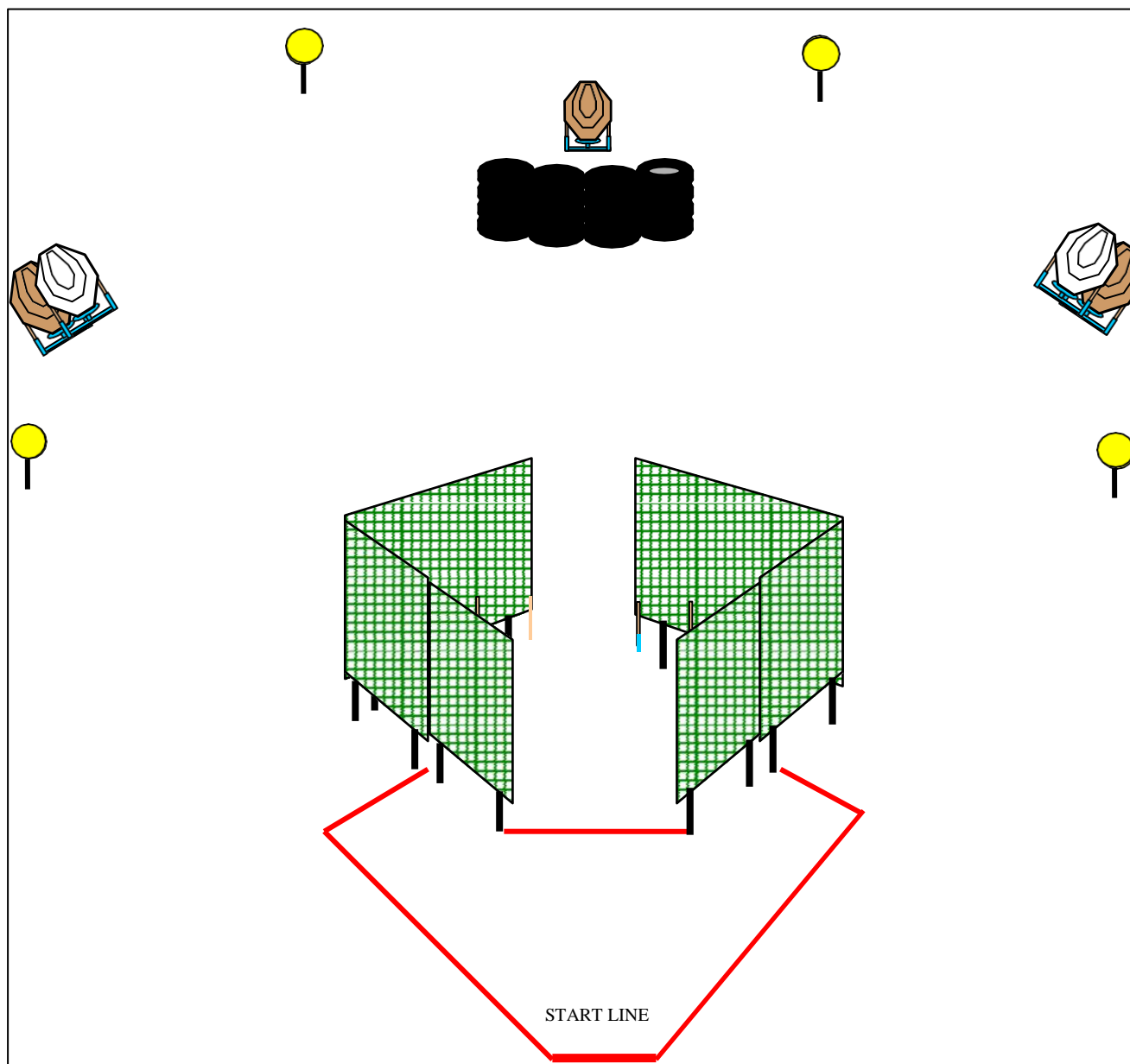


COF	SHORT COURSE				STAGE 1
Targets	IPSC Targets	IPSC Mini-Targets	IPSC Poppers	IPSC Mini-Poppers	IPSC Metal plates
		4			1
Rounds to be Scored	9		Max Scored Points	45	
The Rifle Ready Condition	Loaded (Option 1), competitor standing erect, with the rifle in the ready condition, held in both hands, stock touching the competitor at hip level, barrel parallel to the ground, trigger guard downwards, muzzle pointing downrange and with the fingers outside the trigger guard.				
Start Position	heels touching start line.				
Time Starts	Audible signal				
PROCEDURE	At the start signal, engage targets from within designated area				
REMARKS					



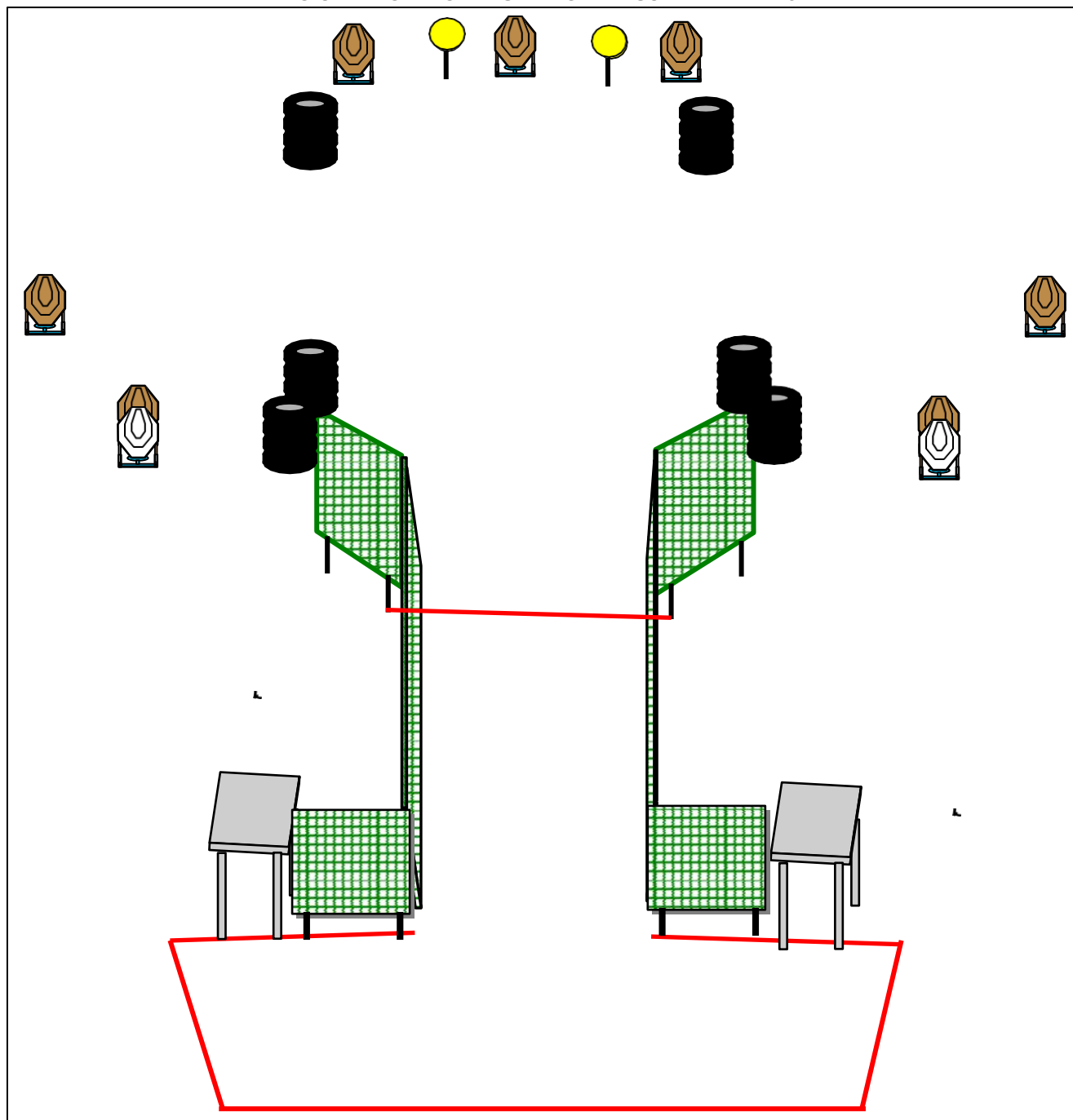
COF	MEDIUM COURSE				STAGE 2
Targets	IPSC Targets	IPSC Mini-Targets	IPSC Poppers	IPSC Mini-Poppers	IPSC Metal plates
		8			
Rounds to be Scored	16		Max Scored points	90	
The Rifle Ready Condition	Loaded (Option 1), competitor standing erect, with the rifle in the ready condition, held in both hands, stock touching the competitor at hip level, barrel parallel to the ground, trigger guard downwards, muzzle pointing downrange and with the fingers outside the trigger guard.				
Start Position	Standing inside the area.				
Time Starts	Audible signal				
PROCEDURE	At the start signal, engage targets from within designated area				
REMARKS					

COURSE DESIGNER: PRETO



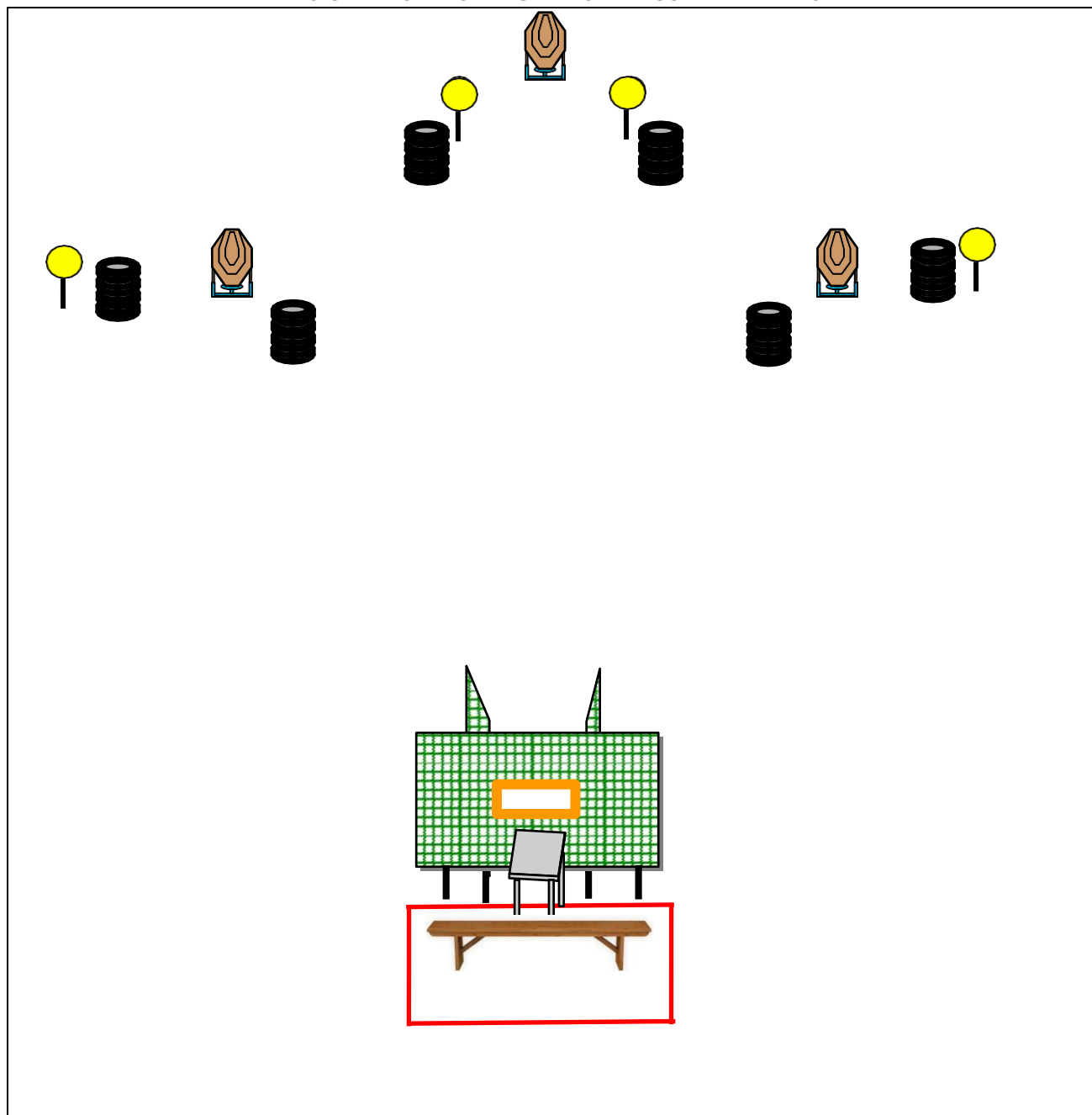
COF	SHORT COURSE				STAGE 3
Targets	IPSC Targets	IPSC Mini-Targets	IPSC Poppers	IPSC Mini-Poppers	IPSC Metal plates
		3			4
Rounds to be Scored	10		Max Scored points	50	
The Rifle Ready Condition	Loaded (Option 1), competitor standing erect, with the rifle in the ready condition, held in both hands, stock touching the competitor at hip level, barrel parallel to the ground, trigger guard downwards, muzzle pointing downrange and with the fingers outside the trigger guard.				
Start Position	Heels touching start line				
Time Starts	Audible signal				
PROCEDURE	At the start signal, engage targets from within designated area				
REMARKS					

III ETAPA DO CAMPEONATO BRASILEIRO DE IPSC MINI RIFLE 2021



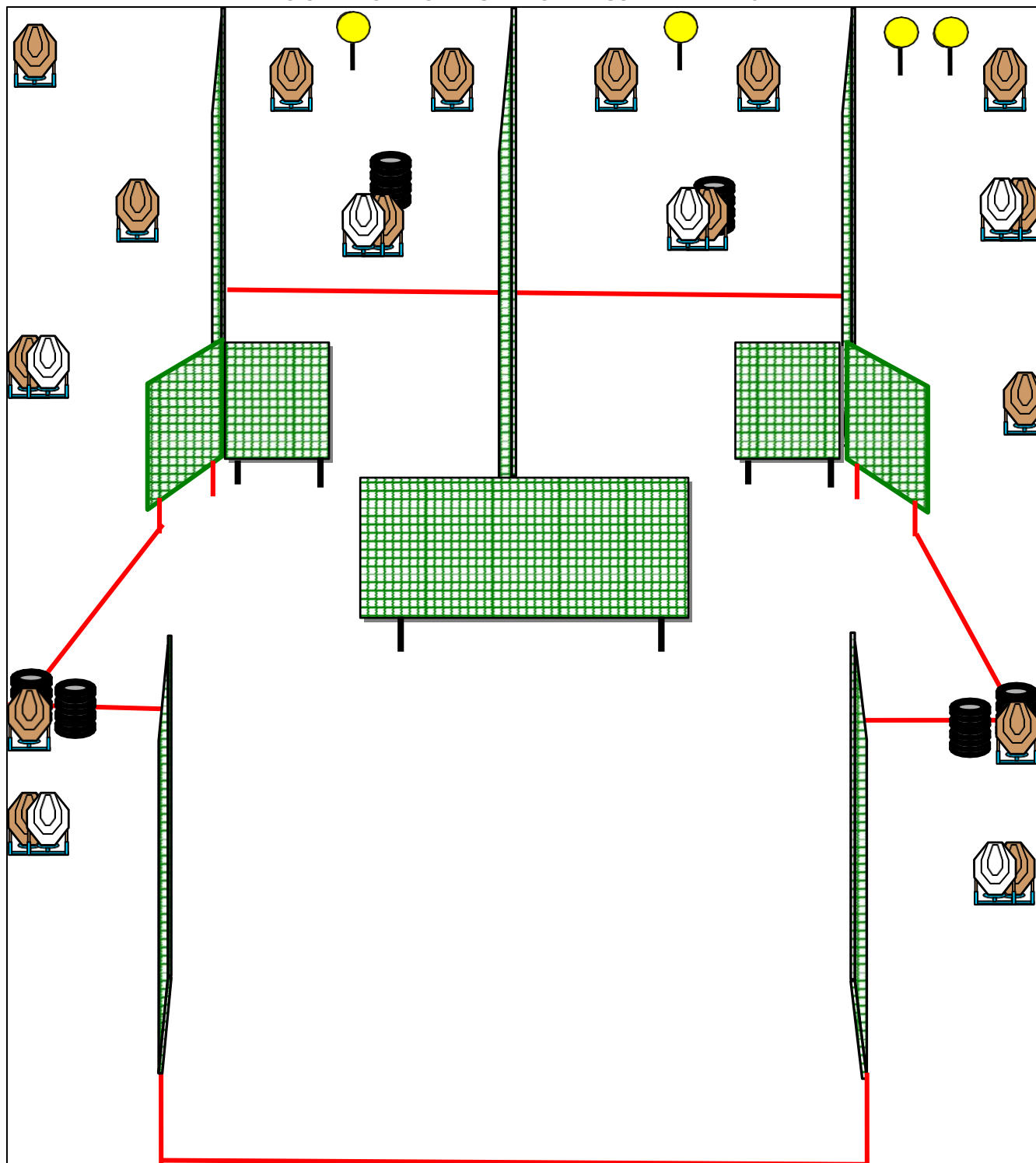
Targets	IPSC Targets	IPSC Mini-Targets	IPSC Poppers	IPSC Mini-Poppers	IPSC Metal plates
	5		2		
Rounds to be Scored	12		Max Scored points	60	
The Rifle Ready Condition	UNLoaded (Option 2), competitor standing erect, with the rifle on the table.				
Start Position	Inside designated area				
Time Starts	Audible signal				
PROCEDURE	At the start signal, engage targets from within designated area				
REMARKS					

III ETAPA DO CAMPEONATO BRASILEIRO DE IPSC MINI RIFLE 2021

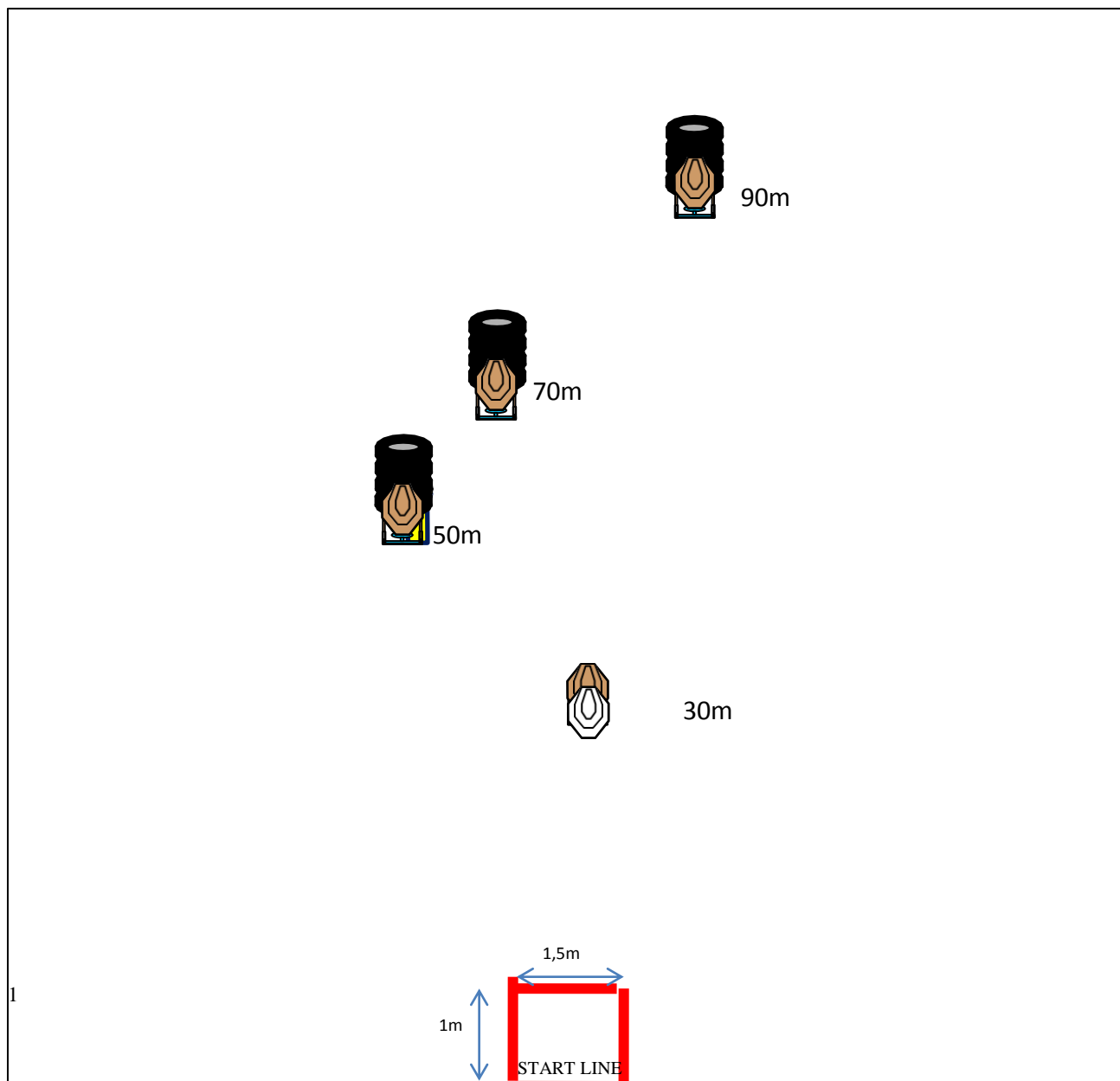


COF	SHORT COURSE				STAGE 5
Targets	IPSC Targets	IPSC Mini-Targets	IPSC Poppers	IPSC Mini-Poppers	IPSC Metal plates
		3			4
Rounds to be Scored	10		Max Scored points	50	
The Rifle Ready Condition	UNLoaded (Option 2), Loaded (Option 1), competitor standing erect, with the rifle on the table.				
Start Position	sitting on the bench.				
Time Starts	Audible signal				
PROCEDURE	At the Start Signal, engage targets. All shots must be taken with the shooter sitting on the bench				
REMARKS					

III ETAPA DO CAMPEONATO BRASILEIRO DE IPSC MINI RIFLE 2021

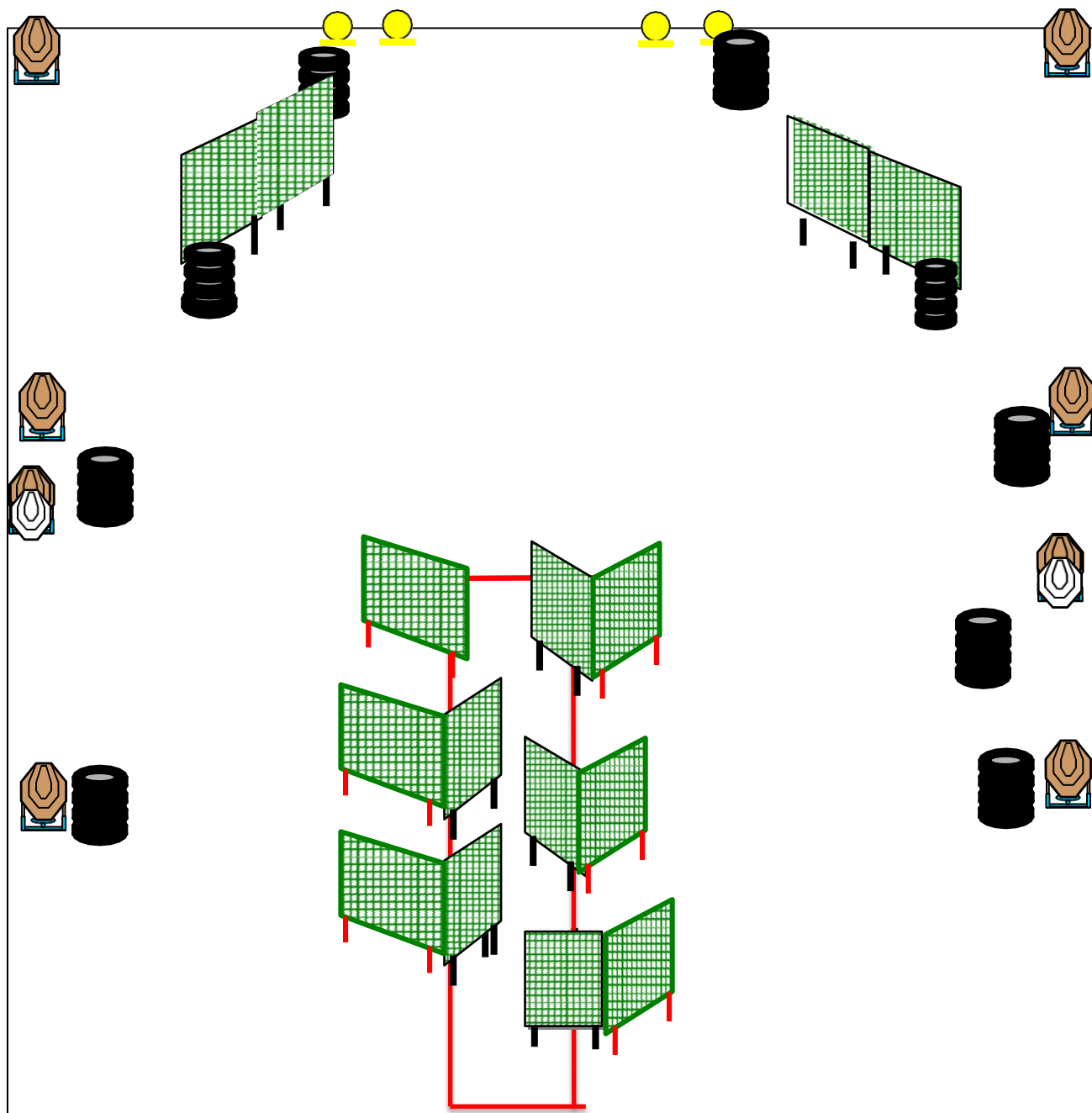


COF	LONG COURSE				STAGE 6
Targets	IPSC Targets	IPSC Mini-Targets	IPSC Poppers	IPSC Mini-Poppers	IPSC Metal plates
		16			4
Rounds to be Scored	36		Max Scored points	180	
The Rifle Ready Condition	Loaded (Option 1), competitor standing erect, with the rifle in the ready condition, held in both hands, stock touching the competitor at hip level, barrel parallel to the ground, trigger guard downwards, muzzle pointing downrange and with the fingers outside the				
Start Position	Inside the designated area				
Time Starts	Audible signal				
PROCEDURE	At the start signal, engage targets from within designated area				
REMARKS					



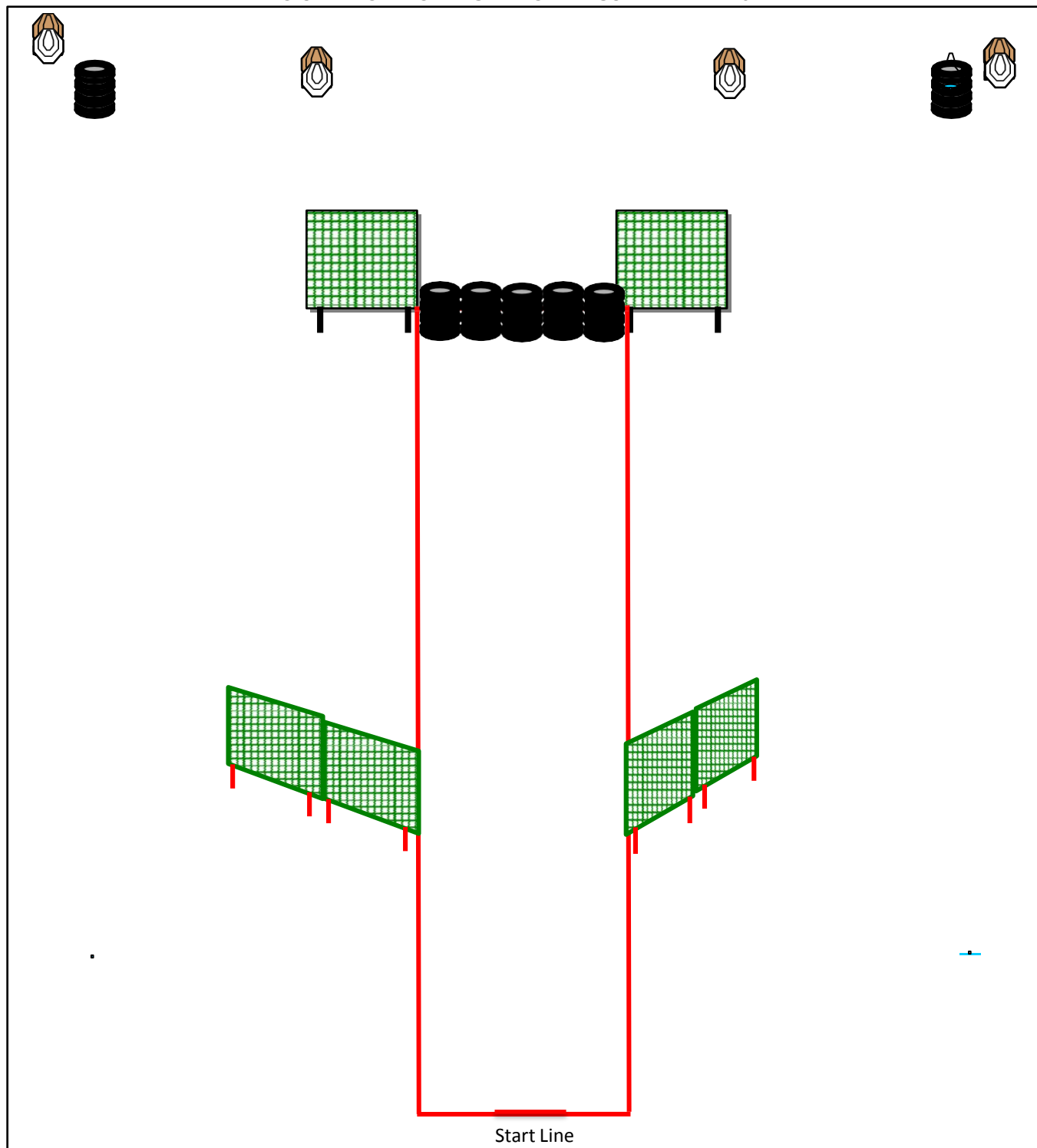
COF	SHORT COURSE				STAGE 7
Targets	IPSC Targets	IPSC Mini-Targets	IPSC Poppers	IPSC Mini-Poppers	IPSC Metal plates
	4				
Rounds to be Scored	8		Max Scored points	40	
The Rifle Ready Condition	Loaded (Option 1), competitor standing erect, with the rifle in the ready condition, held in both hands, stock touching the competitor at hip level, barrel parallel to the ground, trigger guard downwards, muzzle pointing downrange and with the fingers outside the				
Start Position	Inside the designated area				
Time Starts	Audible signal				
PROCEDURE	At the start signal, engage targets from within designated area				
REMARKS					

III ETAPA DO CAMPEONATO BRASILEIRO DE IPSC MINI RIFLE 2021



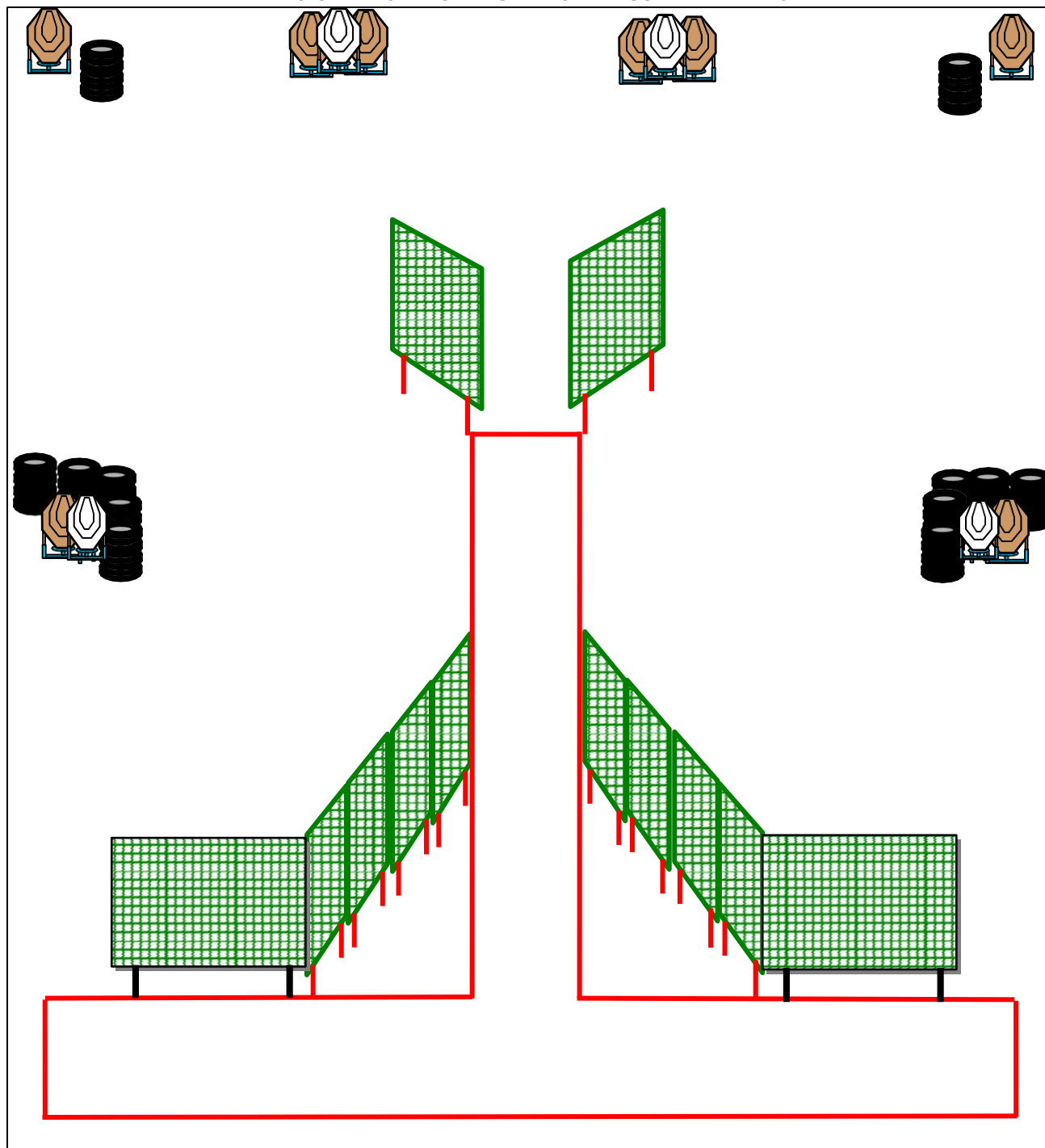
COF	SHORT COURSE				STAGE 8
Targets	IPSC Targets	IPSC Mini-Targets	IPSC Poppers	IPSC Mini-Poppers	IPSC Metal plates
	8				4
Rounds to be Scored	20		Max Scored points	100	
The Rifle Ready Condition	Loaded (Option 1), competitor standing erect, with the rifle in the ready condition, held in both hands, stock touching the competitor at hip level, barrel parallel to the ground, trigger guard downwards, muzzle pointing downrange and with the fingers outside the				
Start Position	Inside the designated area				
Time Starts	Audible signal				
PROCEDURE	At the start signal, engage targets from within designated area				
REMARKS					

III ETAPA DO CAMPEONATO BRASILEIRO DE IPSC MINI RIFLE 2021



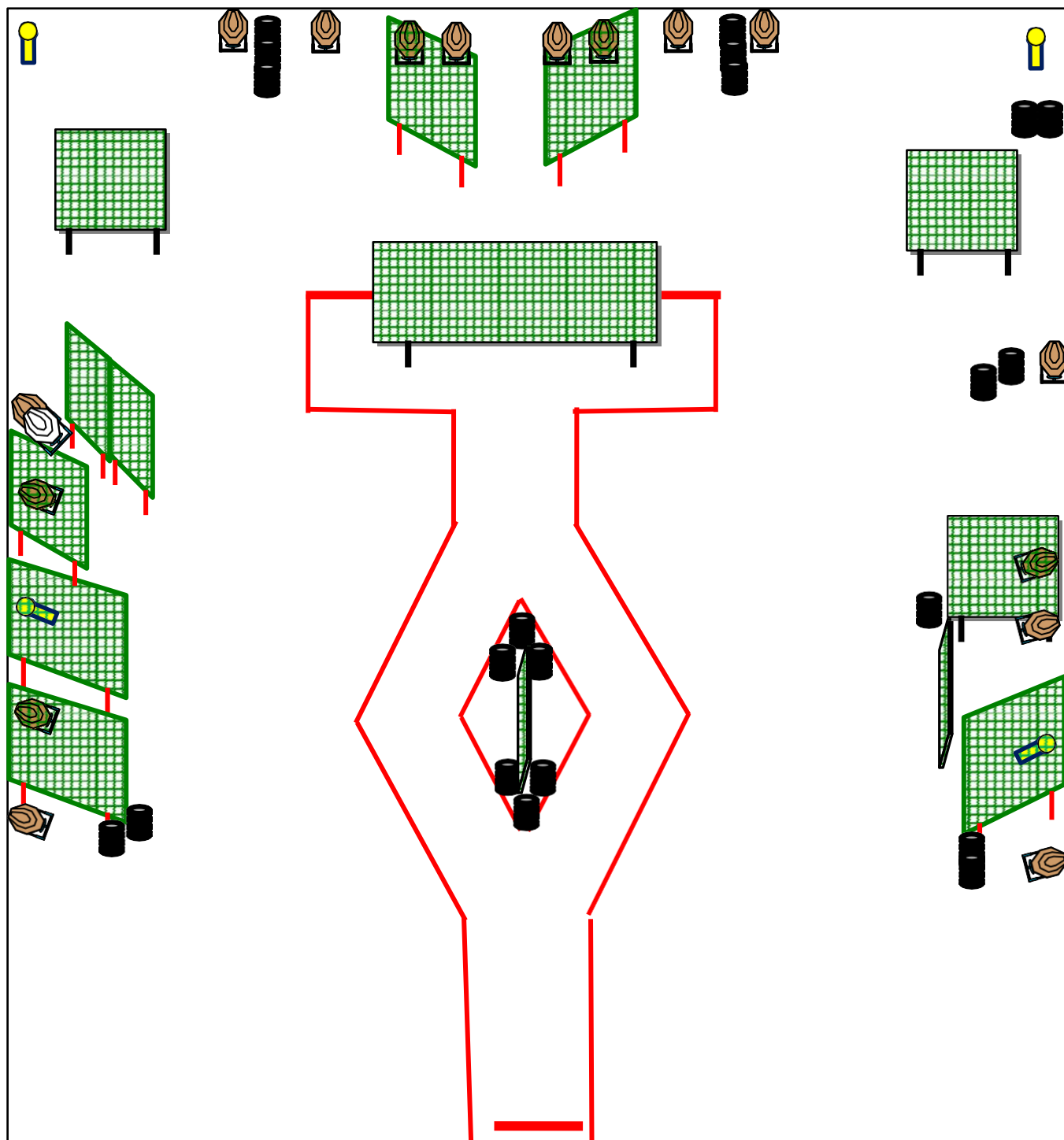
COF	SHORT COURSE				STAGE 9
Targets	IPSC Targets	IPSC Mini-Targets	IPSC Poppers	IPSC Mini-Poppers	IPSC Metal plates
		4			
Rounds to be Scored	8		Max Scored points	40	
The Rifle Ready Condition	Loaded (Option 1), competitor standing erect, with the rifle in the ready condition, held in both hands, stock touching the competitor at hip level, barrel parallel to the ground, trigger guard downwards, muzzle pointing downrange and with the fingers outside the				
Start Position	Heels touching the mark				
Time Starts	Audible signal				
PROCEDURE	At the start signal, engage targets from within designated area				
REMARKS					

III ETAPA DO CAMPEONATO BRASILEIRO DE IPSC MINI RIFLE 2021



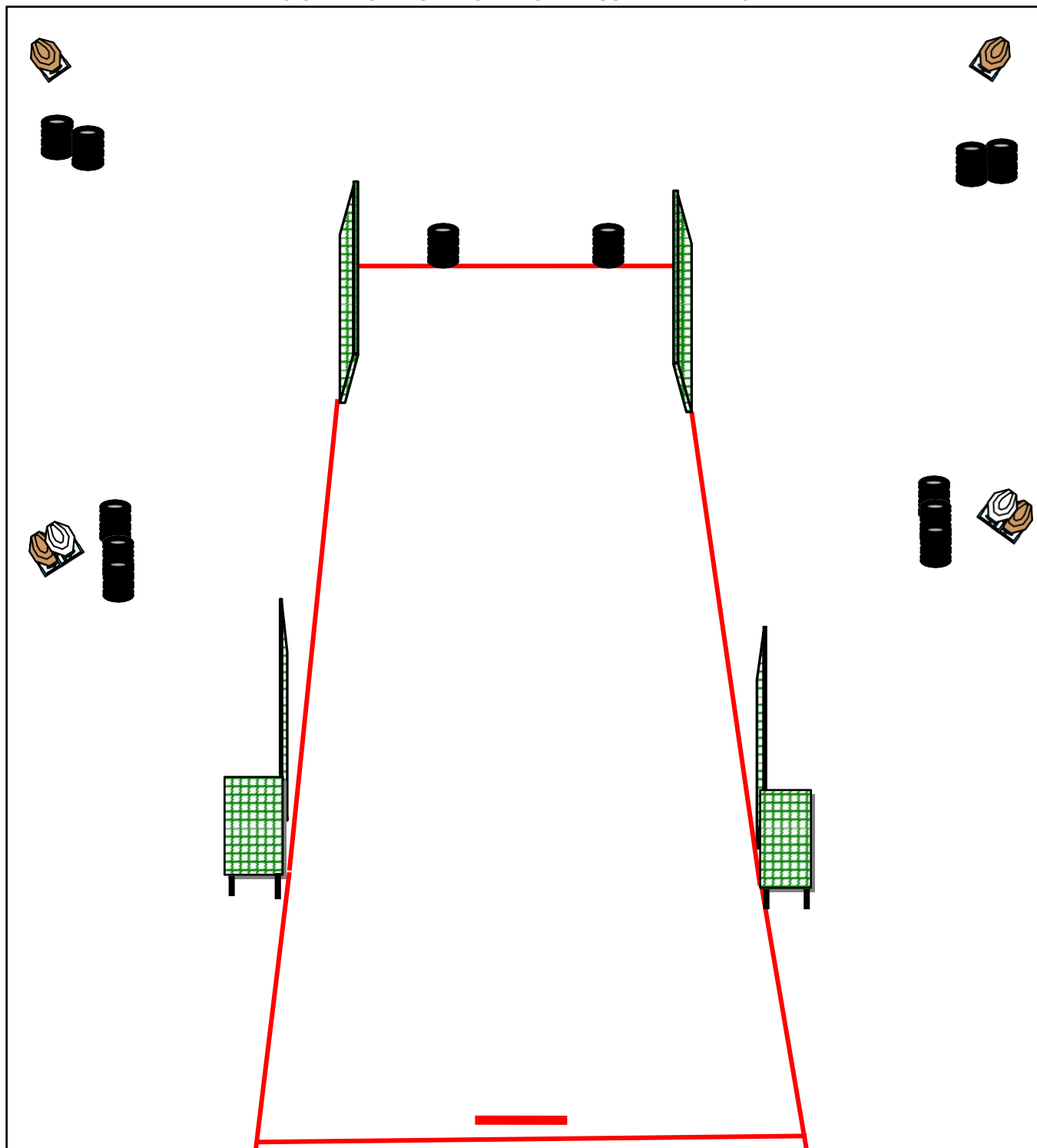
COF	MEDIUM COURSE				STAGE 10
Targets	IPSC Targets	IPSC Mini-Targets	IPSC Poppers	IPSC Mini-Poppers	IPSC Metal plates
		8			
Rounds to be Scored	16		Max Scored points	80	
The Rifle Ready Condition	Loaded (Option 1), competitor standing erect, with the rifle in the ready condition, held in both hands, stock touching the competitor at hip level, barrel parallel to the ground, trigger guard downwards, muzzle pointing downrange and with the fingers outside the				
Start Position	Inside the designated area				
Time Starts	Audible signal				
PROCEDURE	At the start signal, engage targets from within designated area				
REMARKS					

III ETAPA DO CAMPEONATO BRASILEIRO DE IPSC MINI RIFLE 2021



COF	LONG COURSE				STAGE 11
Targets	IPSC Targets	IPSC Mini-Targets	IPSC Poppers	IPSC Mini-Poppers	IPSC Metal plates
	16			4	
Rounds to be Scored	36		Max Scored points	180	
The Rifle Ready Condition	Loaded (Option 1), competitor standing erect, with the rifle in the ready condition, held in both hands, stock touching the competitor at hip level, barrel parallel to the ground, trigger guard downwards, muzzle pointing downrange and with the fingers outside the				
Start Position	Heels touching the Start Line				
Time Starts	Audible signal				
PROCEDURE	At the start signal, engage targets from within designated area				
REMARKS					

III ETAPA DO CAMPEONATO BRASILEIRO DE IPSC MINI RIFLE 2021



COF	LONG COURSE				STAGE 12
Targets	IPSC Targets	IPSC Mini-Targets	IPSC Poppers	IPSC Mini-Poppers	IPSC Metal plates
		4			
Rounds to be Scored	8		Max Scored points	40	
The Rifle Ready Condition	Loaded (Option 1), competitor standing erect, with the rifle in the ready condition, held in both hands, stock touching the competitor at hip level, barrel parallel to the ground, trigger guard downwards, muzzle pointing downrange and with the fingers outside the				
Start Position	Heels touching the mark				
Time Starts	Audible signal				
PROCEDURE	At the start signal, engage targets from within designated area				
REMARKS					